

PARETI DOCCIA

A close-up photograph of a glass shower wall joint. The image shows a chrome handle with a white grip and a roller mechanism. The glass is held in place by a chrome frame with rollers. The background is a bright, clean white.

 **inda**[®]

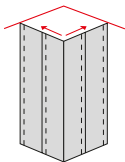
PARETI DOCCIA

 **inda**[®]

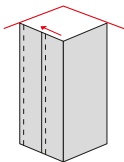
	SERIES		WALK IN	
8	AIR_8000	152	ELECTA_7000	214 LEGENDA SIMBOLI symbol key leyenda símbolos leyenda símbolos verklaring symbolen Zeichenerklärung
22	ELECTA_7000	160	TRENDY_4400	
34	SIM_6000	168	PRAIA_1000	
52	TRENDY_4400	178	WALK IN 8mm	
74	TRENDY_4400 GRANDI DIMENSIONI big sizes grandes dimensiones grandes dimensions grote maten große Abmessungen	182	SOPRAVASCA bathscreens mamparas de banera écrans de baignoire badschermen Wannenaufsatz	
86	PRAIA_1000	200	PIATTI DOCCIA shower trays platos de ducha receveurs de douche douchebakken Duschwannen	
116	PRAIA_1000 CON CERNIERA with hinge con bisagra avec charnière met scharnier mit Scharnier	202	COMPLEMENTI DOCCIA shower enclosures complements complementos para ducha compléments douche douche onderdelen Ergänzungselemente für Duschen	
132	JOLLY_5000			



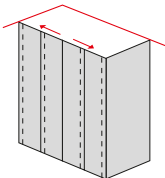
ANGOLI - CORNERS - ANGULARES - ANGLES - HOEKEN - ECKEN



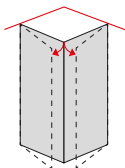
16 | AIR_8000
60 | TRENDY_4400
96 | PRAIA_1000
140 | JOLLY_5000



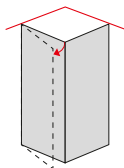
12 | AIR_8000
62 | TRENDY_4400
92 | PRAIA_1000
136 | JOLLY_5000



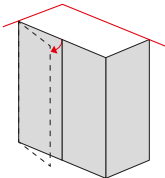
100 | PRAIA_1000



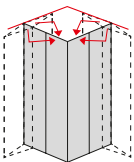
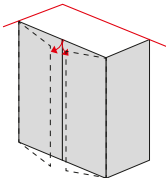
30 | ELECTA_7000
122 | PRAIA_1000



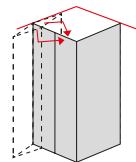
26 | ELECTA_7000
66 | TRENDY_4400
102/122 | PRAIA_1000
142 | JOLLY_5000



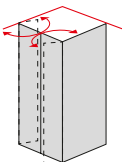
80 | TRENDY_4400



40 | SIM_6000



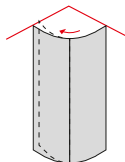
38 | SIM_6000
146 | JOLLY_5000



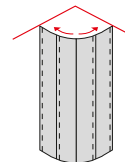
104 | PRAIA_1000
144 | JOLLY_5000



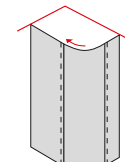
SEMITONDE - QUADRANTS - SEMICIRCULARES - DEMI-RONDES - KWARTTRONDE - HALBRUNDE



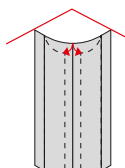
72 | TRENDY_4400
106 | PRAIA_1000



108 | PRAIA_1000
148 | JOLLY_5000



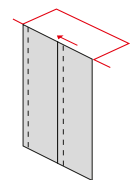
110 | PRAIA_1000



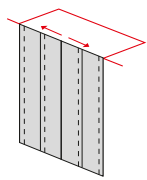
130 | PRAIA_1000



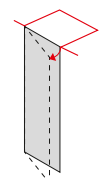
PORTE - DOORS - PUERTAS - PORTES - DEUREN - TÜREN



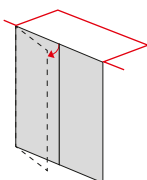
18 | AIR_8000
68 | TRENDY_4400
94 | PRAIA_1000
139 | JOLLY_5000



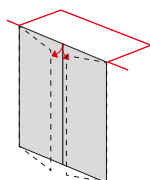
20 | AIR_8000
100 | PRAIA_1000



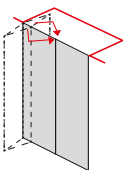
32 | ELECTA_7000
70 | TRENDY_4400
102 | PRAIA_1000
142 | JOLLY_5000



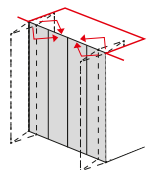
78 | TRENDY_4400
126 | PRAIA_1000



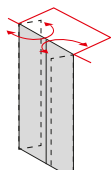
80 | TRENDY_4400



48 | SIM_6000
146 | JOLLY_5000



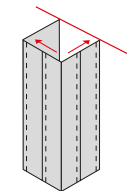
46 | SIM_6000



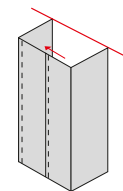
104 | PRAIA_1000
144 | JOLLY_5000



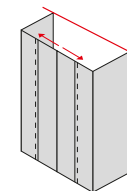
TRE LATI - TREE SIDES - TRES LADOS - TROIS CÔTÉS - DRIE ZIJDEN - DREI SEITEN



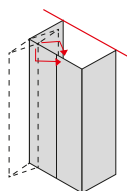
98 | PRAIA_1000
140 | JOLLY_5000



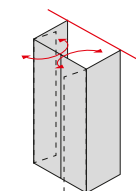
94 | PRAIA_1000
139 | JOLLY_5000



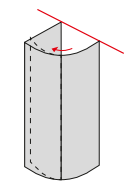
100 | PRAIA_1000



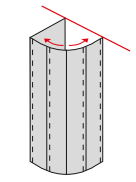
146 | JOLLY_5000



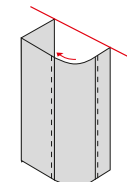
104 | PRAIA_1000
144 | JOLLY_5000



106 | PRAIA_1000



108 | PRAIA_1000
148 | JOLLY_5000



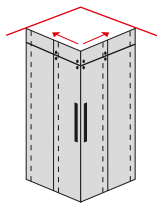
110 | PRAIA_1000



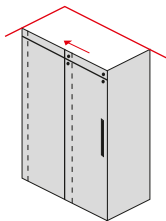
AIR_8000

design Studio INDA

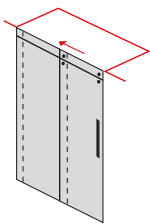
SCORREVOLE - sliding door - corredera - coulissante - schuifdeur - Schiebetür



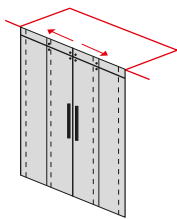
→PAG. 16



→PAG. 12



→PAG. 18



→PAG. 20

Misure speciali disponibili a richiesta - *Special sizes available on request only* - Medidas especiales disponibles bajo pedido
 Dimensions spéciales disponibles sur demande - *Maatwerk afmetingen op aanvraag verkrijgbaar* - *Spezialmasse nur auf Nachfrage erhältlich*

VETRO - glas - vidrio - verre - glas - Glas



011A
 trasparente
 transparent
 transparent
 transparente
 transparent
 Klarglas

 **DI SERIE** - SERIES - DE SERIE - DE SÉRIE - STANDAARD - AUS DER SERIE

TELAIO - frame - bastidor - profilé - frame - Rahmen



AN
 tipo cromato anodizzato naturale lucido
natural polished anodized chrome type
 tipo cromo anodizado natural brillante
natural polished anodized type chromé
 natuurlijk glanzend geanodiseerd type Chroom
Verchromt eloxiert, Natur, Hochglanz

MANIGLIA - handle - tirador - poignée - greep - Griff



CR
 cromato
chrome-plated
 cromado
chromé
 verchromd
Verchromt

Porte scorrevoli dal disegno lineare e pulito con meccanismo di scorrimento a vista. Soluzioni per nicchie e ad angolo con vetro temperato di sicurezza 8mm trasparente e telaio in finitura cromata.

Sliding door with linear and plain picture with frameless mechanism. Solutions for niches and for corners with tempered safe glass of 8mm transparent and chrome finish frame.

Puertas correderas de diseño lineal y sutil con mecanismo de deslizamiento descubierto. Ideal para nichos y esquinas, con vidrio templado de seguridad de 8mm transparente y marco en acabado cromado.

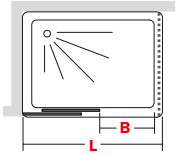
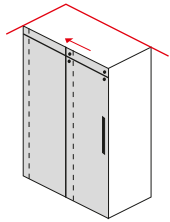
Portes coulissantes au design linéaire et pure avec mécanisme de coulissement à vue. Solutions pour niches et en angle avec verre trempé de sécurité 8mm transparent et profilé en finition chromée.

Schuifdeur met schoon en lineair design met zichtbaar schuifmechanisme. Oplossingen voor nis en hoekopstellingen met 8mm transparant gehard zekerheidsglas en frame in verchroomde afwerking.

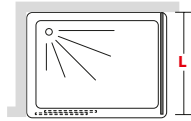
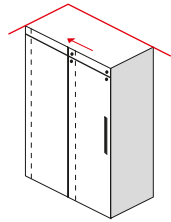
Schiebetüren in linearem und einfachem Designe mit sichtbarem Gleitmechanismus. Eck- und Nischenlösungen mit 8mm temperiertem Sicherheitsglas und Rahmen in der Ausführung Chrome.



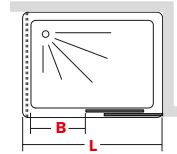
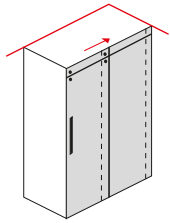
H 200cm glass 8mm  ~~BV~~



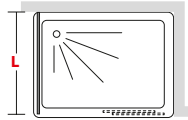
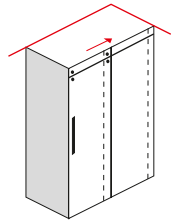
cod. **L** **B**
B813...S 117 - 179 cm 46 - 76 cm



cod. **L**
B805...D 77 - 99 cm



cod. **L** **B**
B813...D 117 - 179 cm 46 - 76 cm



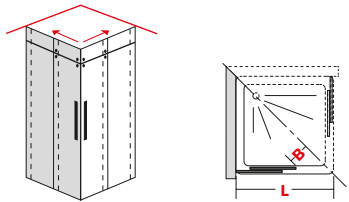
cod. **L**
B805...S 77 - 99 cm



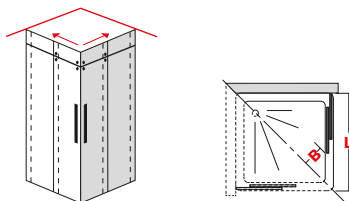
AIR_8000

Misure speciali disponibili a richiesta - *Special sizes available on request only* - Medidas especiales disponibles bajo pedido
Dimensions spéciales disponibles sur demande - *Maatwerk afmetingen op aanvraag verkrijgbaar* - *Spezialmasse nur auf Nachfrage erhältlich*

H **200cm** glass **8mm**  



cod. **L** **B**
B801...S 77 - 99 cm 20 - 23,5 cm



cod. **L** **B**
B801...D 77 - 99 cm 20 - 23,5 cm

Misure speciali disponibili a richiesta - *Special sizes available on request only* - Medidas especiales disponibles bajo pedido
Dimensions spéciales disponibles sur demande - Maatwerk afmetingen op aanvraag verkrijgbaar - Spezialmasse nur auf Nachfrage erhältlich

AIR_8000



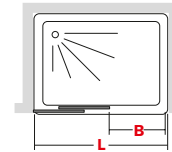
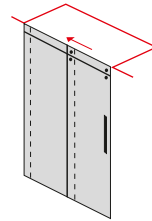


H **200cm**

glass **8mm**



AIR_8000



cod.

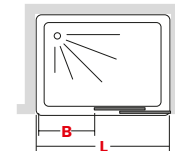
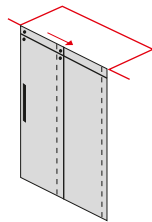
B803...S

L

117 - 180 cm

B

48 - 88 cm



cod.

B803...D

L

117 - 180 cm

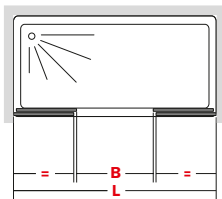
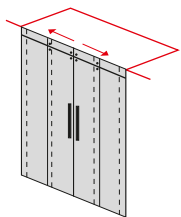
B

48 - 88 cm

Misure speciali disponibili a richiesta - *Special sizes available on request only* - Medidas especiales disponibles bajo pedido
 Dimensions spéciales disponibles sur demande - *Maatwerk afmetingen op aanvraag verkrijgbaar* - *Spezialmasse nur auf Nachfrage erhältlich*

H **200cm**

glass **8mm**



cod.

B803...2

L

157 - 201 cm

B

56 - 66 cm

Misure speciali disponibili a richiesta - *Special sizes available on request only* - Medidas especiales disponibles bajo pedido
Dimensions spéciales disponibles sur demande - Maatwerk afmetingen op aanvraag verkrijgbaar - Spezialmasse nur auf Nachfrage erhältlich

AIR_8000

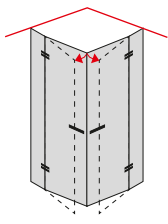




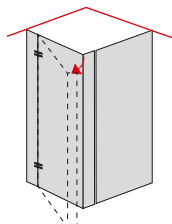
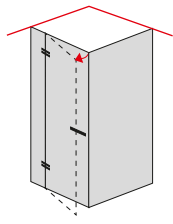
ELECTA_7000

design Studio INDA

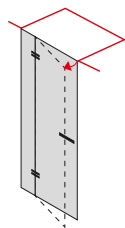
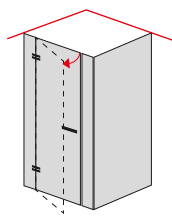
BATTENTE - pivot door - batiente - battante - draaideur - Drehtür



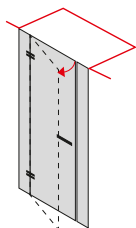
→PAG. 30



→PAG. 26



→PAG. 32



Misure speciali disponibili a richiesta - *Special sizes available on request only* - Medidas especiales disponibles bajo pedido
Dimensions spéciales disponibles sur demande - Maatwerk afmetingen op aanvraag verkrijgbaar - *Spezialmasse nur auf Nachfrage erhältlich*

VETRO - glas - vidrio - verre - glas - Glas



O1
trasparente
transparent
transparent
transparente
transparent
Klarglas

 **DI SERIE** - SERIES - DE SERIE - DE SÉRIE - STANDAARD - AUS DER SERIE

TELAIO - frame - bastidor - profilé - frame - Rahmen



AN
tipo cromato anodizzato naturale lucido
natural polished anodized chrome type
tipo cromo anodizado natural brillante
natural polished anodized type chromé
natuurlijk glanzend geanodiseerd type Chroom
Verchromt eloxiert, Natur, Hochglanz

MANIGLIA - handle - tirador - poignée - greep - Griff



CR
cromato
chrome-plated
cromado
chromé
verchromd
Verchromt

Eleganza formale per una serie di porte a battente caratterizzata dalla particolare cerniera in ottone cromato e dall'apertura magnetica dell'anta. Soluzioni in nicchia o ad angolo con profili cromati e vetri temperati trasparenti.

Serie of hand pivot door with formal elegance characterized by special brass chrome hinge with magnetic opening of the shutter. Solutions for niches and for corners with chromated profiles and tempered transparent glass.

Elegancia formal en un conjunto de puertas batientes, caracterizadas por su particular bisagra en latón cromado y la apertura magnética de la puerta. Indicada para nichos o esquinas, con perfiles cromados y vidrio templado transparente.

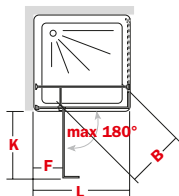
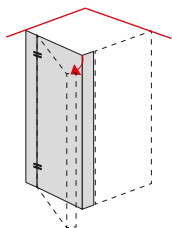
Élégance formelle pour une série de porte battante caractérisée par une charnière en laiton chromée et par l'ouverture magnétique d'une porte. Solutions en niche ou en angle avec profilé chromés et verres trempés transparent.

Formele elegantie voor een serie van klapdeuren gekenmerkt door een bijzonder scharnier in verchromd messing en door een magnetische opening van de deur. Oplossingen in nis of in een hoek met verchromde profielen en transparant gehard glas.

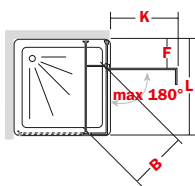
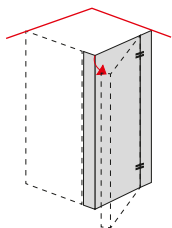
Formale Eleganz für eine Serie von Türen, mit den speziellen Scharnieren in verchromten Messing und der Türöffnung mit Magneteiste. Eck- und Nischenlösungen mit verchromten Profilen und temperiertem, transparentem Glas.



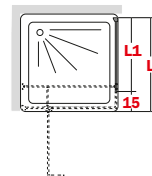
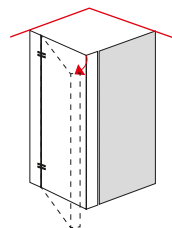
H **200cm** glass **8mm**



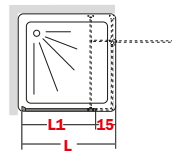
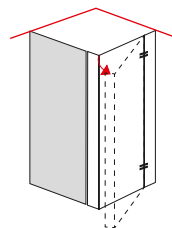
cod. **L** **B** **F** **K**
B712...S 73 - 100 cm 55 - 61 cm 14 - 33 cm 59 - 65 cm



cod. **L** **B** **F** **K**
B712...D 73 - 100 cm 55 - 61 cm 14 - 33 cm 59 - 65 cm



cod. **L** **L1**
B752...D 68 - 100 cm 53 - 85 cm



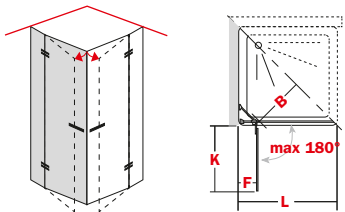
cod. **L** **L1**
B752...S 68 - 100 cm 53 - 85 cm



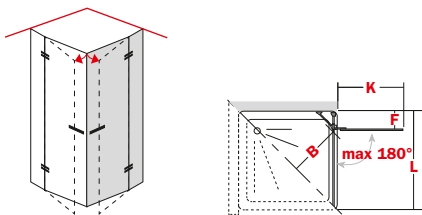
ELECTA_7000

Misure speciali disponibili a richiesta - *Special sizes available on request only* - Medidas especiales disponibles bajo pedido
Dimensions spéciales disponibles sur demande - Maatwerk afmetingen op aanvraag verkrijgbaar - Spezialmasse nur auf Nachfrage erhältlich

H **200cm** glass **6/8mm**  



cod.	L	B	F	K
B711...S	73 - 100 cm	34 - 41 cm	18 - 33 cm	54 - 64 cm



cod.	L	B	F	K
B711...D	73 - 100 cm	34 - 41 cm	18 - 33 cm	54 - 64 cm

Misure speciali disponibili a richiesta - *Special sizes available on request only* - Medidas especiales disponibles bajo pedido
Dimensions spéciales disponibles sur demande - *Maatwerk afmetingen op aanvraag verkrijgbaar* - *Spezialmasse nur auf Nachfrage erhältlich*



ELECTA_7000

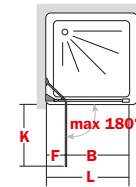
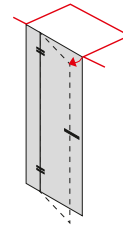


H **200cm**

glass **6/8mm**



ELECTA_7000



cod.

B741...S

L

76 - 100 cm

B

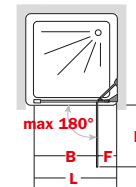
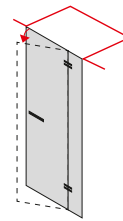
50 - 55 cm

F

14 - 29 cm

K

58 - 63 cm



cod.

B741...D

L

76 - 100 cm

B

50 - 55 cm

F

14 - 29 cm

K

58 - 63 cm

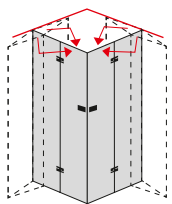
Misure speciali disponibili a richiesta - *Special sizes available on request only* - Medidas especiales disponibles bajo pedido
 Dimensions spéciales disponibles sur demande - *Maatwerk afmetingen op aanvraag verkrijgbaar* - *Spezialmasse nur auf Nachfrage erhältlich*

SIM_6000

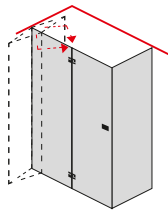
design Studio INDA



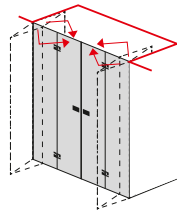
SOFFIETTO - folding door - puerta de fuelle - porte pliante - voudeur - Falttür



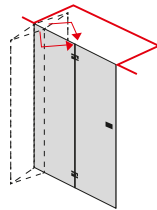
→PAG. 40



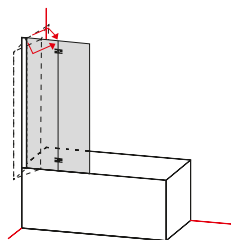
→PAG. 38



→PAG. 46



→PAG. 48



→PAG. 50

Misure speciali disponibili a richiesta - *Special sizes available on request only* - Medidas especiales disponibles bajo pedido
 Dimensions spéciales disponibles sur demande - *Maatwerk afmetingen op aanvraag verkrijgbaar* - *Spezialmasse nur auf Nachfrage erhältlich*

VETRO - glas - vidrio - verre - glas - Glas



01
 trasparente
 transparent
 transparent
 transparente
 transparent
 Klarglas

 **Inda glass protection** **SU RICHIESTA** - *ON REQUEST* - *BAJO PEDIDO* - *SUR DEMANDE* - *OP AANVRAAG* - *AUF WUNSCH*

TELAIO - frame - bastidor - profilé - frame - Rahmen



AN
 tipo cromato anodizzato naturale lucido
natural polished anodized chrome type
 tipo cromo anodizado natural brillante
natural polished anodized type chromé
 natuurlijk glanzend geanodiseerd type Chroom
Verchromt eloxiert, Natur, Hochglanz

MANIGLIA - handle - tirador - poignée - greep - Griff



CR
 cromato
chrome-plated
 cromado
chromé
 verchromd
Verchromt

Porte pieghevoli a soffietto con apertura totale interna ed esterna dell'anta. Sistema di sollevamento Camme integrato. Profili cromati abbinati alla trasparenza del vetro temperato 6mm ne evidenziano un design elegante e universale.

Folding door with total internal and external opening. Opening with integrated Camme-System. Chromated profiles meet the transparency of the glass 6mm with universal and smart style.

Puertas plegables a fuelle con apertura total tanto interna como externamente. Sistema de alzado Camme integrado. Sus perfiles cromados combinados con la transparencia del vidrio templado de 6mm evidencian un diseño elegante y universal.

Portes pliantes avec ouverture totale interne et externe de la porte. Système de soulèvement à Came intégré. Profilés chromés couplés à la transparence du verre trempé 6 mm qui met en évidence un design élégant et universel.

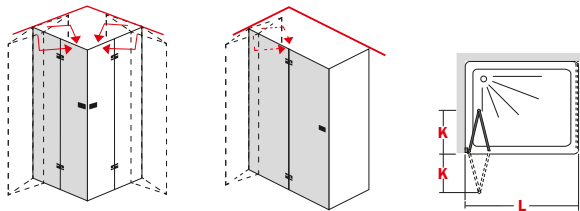
Vouwdeuren met totale opening van de deur van binnen en van buiten. Opheffingssysteem Camme geïntegreerd. De verchromde profielen gecombineerd met 6mm transparant gehard glas onderlijnen een elegant en universeel design.

Falttüren mit Totalöffnung der Türen sowohl nach innen als nach aussen. Integriertem Cammsystem. Verchromte Profile kombiniert mit der Transparenz des 6mm Glases, wird zu einem universalen und eleganten Design.

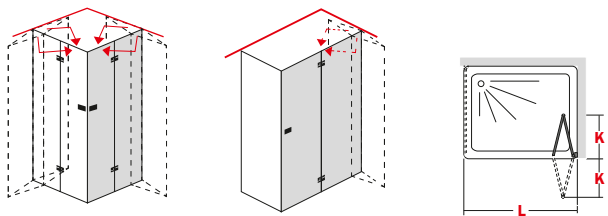
SIM_6000



H **195cm** glass **6mm** ~~REV~~

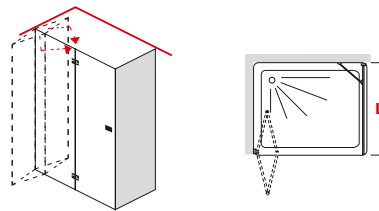


cod. **L** **K**
B601...S 67 - 139 cm 34,5 - 69,5 cm



cod. **L** **K**
B601...D 67 - 139 cm 34,5 - 69,5 cm

H **195cm** glass **6mm** **REV**



cod. **L**
B605...0 67 - 99 cm

SIM_6000

Misure speciali disponibili a richiesta - *Special sizes available on request only* - Medidas especiales disponibles bajo pedido
Dimensions spéciales disponibles sur demande - Maatwerk afmetingen op aanvraag verkrijgbaar - *Spezialmasse nur auf Nachfrage erhältlich*

Cerniera a filo vetro, per facilitare la pulizia.

The border glass hinge makes easier the cleaning.

La bisagra al borde del vidrio facilita su limpieza.

Charnière au ras du verre, pour faciliter le nettoyage.

Scharnier dichtbij het glas om de schoonmaak te vergemakkelijken.

Scharniere sind Glasbündig, was die Reinigung des Glases vereinfacht.



Il movimento di apertura e chiusura delle ante è agevolato tramite cerniere dotate di sistema di sollevamento Camme.

The opening and closing motion of the doors is favored by the Camme-System mechanism of the hinge.

Las bisagras dotadas de sistema de alzado Camme facilitan el movimiento de apertura y el cierre de las puertas.

Le mouvement d'ouverture et de fermeture des portes est facilité grâce aux charnières équipées d'un système de soulèvement à Camme.

De opening en de sluiting van de deuren wordt vergemakkelijkt door middel van de scharnieren met opheffingssysteem Camme.

Die Öffnung und Schliessung der Türen wird durch das integrierte Cammsystem in den Scharnieren erleichtert.



SIM_6000

Apertura totale delle ante sia verso l'interno che verso l'esterno, per ridurre gli ingombri della cabina e facilitare l'ingresso.

Total opening of the doors both inside and outside in order to reduce the encumbrance and to ease the entrance.

Apertura total de las puertas tanto hacia el interior como el exterior, para ahorrar espacio de la cabina y facilitar el ingreso.

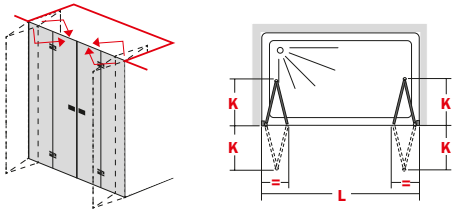


Ouverture totale des portes aussi bien vers l'intérieur que vers l'extérieur, pour réduire les encombrements de la paroi et faciliter l'accès.

Totale opening van de deuren zowel naar binnen als naar buiten, om de ingenomen ruimte van de douchecabine te beperken en de entree te vergemakkelijken.

Totalöffnung der Türen sowohl nach innen als auch nach aussen, um den Einstieg zu erleichtern und den Platzbedarf zu reduzieren.

H **195cm** glass **6mm** ~~FRV~~



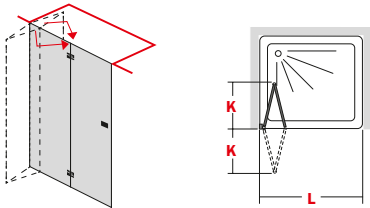
cod.	L	K
B602...2	117 - 201 cm	32,5 - 52,5 cm

Misure speciali disponibili a richiesta - *Special sizes available on request only* - Medidas especiales disponibles bajo pedido
Dimensions spéciales disponibles sur demande - Maatwerk afmetingen op aanvraag verkrijgbaar - *Spezialmasse nur auf Nachfrage erhältlich*

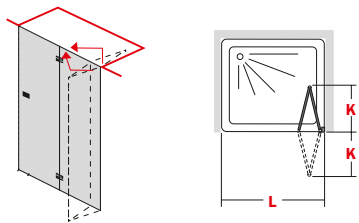


SIM_6000

H **195cm** glass **6mm** ~~FRV~~



cod. **L** **K**
B602...S 67,5 - 140 cm 34,5 - 69,5 cm



cod. **L** **K**
B602...D 67,5 - 140 cm 34,5 - 69,5 cm

Misure speciali disponibili a richiesta - *Special sizes available on request only* - Medidas especiales disponibles bajo pedido
Dimensions spéciales disponibles sur demande - Maatwerk afmetingen op aanvraag verkrijgbaar - *Spezialmasse nur auf Nachfrage erhältlich*

SIM_6000



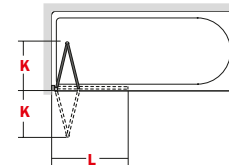
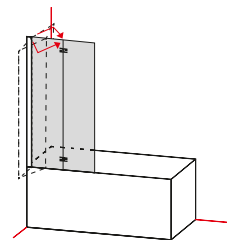


H **150cm**

glass **6mm**



SIM_6000



cod.

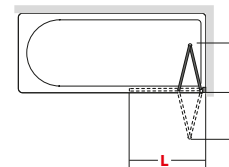
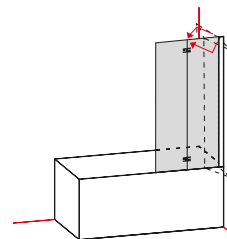
L

K

B632...S

100 - 140 cm

52,5 - 72,5 cm



cod.

L

K

B632...D

100 - 140 cm

52,5 - 72,5 cm

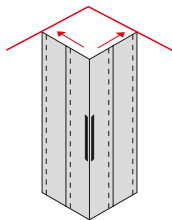
Misure speciali disponibili a richiesta - *Special sizes available on request only* - Medidas especiales disponibles bajo pedido
 Dimensions spéciales disponibles sur demande - *Maatwerk afmetingen op aanvraag verkrijgbaar* - *Spezialmasse nur auf Nachfrage erhältlich*



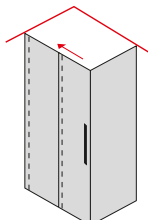
TRENDY_4400

design Studio INDA

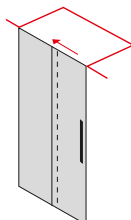
SCORREVOLE - sliding door - corredera - coulissante - schuifdeur - Schiebetür



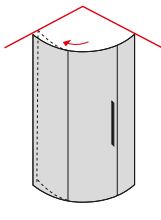
→PAG. 60



→PAG. 62

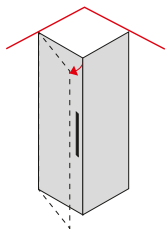


→PAG. 68

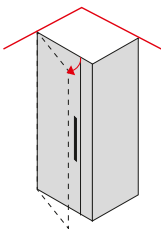


→PAG. 72

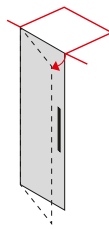
BATTENTE - pivot door - batiente - battante - draaideur - Drehtür



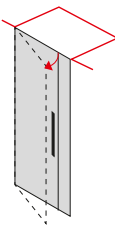
→PAG. 66



→PAG. 66



→PAG. 70



→PAG. 71

Misure speciali disponibili a richiesta - *Special sizes available on request only* - Medidas especiales disponibles bajo pedido
 Dimensions spéciales disponibles sur demande - *Maatwerk afmetingen op aanvraag verkrijgbaar* - *Spezialmasse nur auf Nachfrage erhältlich*

VETRO - glas - vidrio - verre - glas - Glas



01
 trasparente
 transparent
 transparent
 transparente
 transparent
 Klarglas



80 ICE
 vetro naturale acidato
 natural acid etched glass
 vidrio natural al ácido
 verre naturel acidé
 natuurlijk zuur geëst glas
 Naturglas geätzt



51 RIGHE
 vetro acidato
 acid treated glass
 vidrio al ácido
 verre acidé
 zuur geëst glas
 Glas geätzt



14
 grigio
 grey
 gris
 gris
 grijs
 grijs
 Grau

Inda glass protection SU RICHIESTA - ON REQUEST - BAJO PEDIDO - SUR DEMANDE - OP AANVRAAG - AUF WUNSCH

TELAIO - frame - bastidor - profilé - frame - Rahmen



AK
 silver e tipo cromato
 silver and chrome type
 plata y tipo cromo
 silver et type chromé
 zilver en type Chromom
 Silber und Chrom



AN
 tipo cromato anodizzato naturale lucido
 natural polished anodized chrome type
 tipo cromo anodizado natural brillante
 natural polished anodized type chromé
 natuurlijk glanzend geanodiseerd type Chromom
 Verchromt eloxiert, Natur, Hochglanz

MANIGLIE - handles - tiradores - poignées - grepen - Griffe

DI SERIE - SERIES - DE SERIE
DE SÉRIE - STANDAARD - AUS DER SERIE**B4001 0 CR**
cromato
chrome-plated
cromado
chromé
verchromd
Verchromt**B4002 0 CR**
cromato
chrome-plated
cromado
chromé
verchromd
Verchromt**B4003 0 DM**
cromato e legno tinto moro
chrome-plated and dark oak
cromado y madera teñida marrón oscuro
chromé et bois teinté foncé
verchromd en donker hout
Verchromt und dunkel Holz**B4004 0 CP**
cromato e plexiglass satinato
chrome-plated and satined plexiglass
cromado y plexiglass satinado
chromé et plexiglas satiné
verchromd en gesatineerd plexiglas
Verchromt und satiniertes Plexiglas

PORTASALVIETTE - towel holder - toallero - porte-serviettes - handdoekhouder - Handtuchhalter

DI SERIE - SERIES - DE SERIE
DE SÉRIE - STANDAARD - AUS DER SERIE**B4001 1 CR**
B4001 2 CR
cromato
chrome-plated
cromado
chromé
verchromd
Verchromt**B4003 1 CR**
B4003 2 CR
cromato e legno tinto moro
chrome-plated and dark oak
cromado y madera teñida marrón oscuro
chromé et bois teinté foncé
verchromd en donker hout
Verchromt und dunkel Holz**B4002 1 CR**
B4002 2 CR
cromato
chrome-plated
cromado
chromé
verchromd
Verchromt**B4004 1 CR**
B4004 2 CR
cromato e plexiglass satinato
chrome-plated and satined plexiglass
cromado y plexiglass satinado
chromé et plexiglas satiné
verchromd en gesatineerd plexiglas
Verchromt und satiniertes Plexiglas

Molteplici soluzioni per uno stile formale e un'estetica contemporanea. Telaio cromato o in bifinitura cromata/satinata e ampia scelta di vetri temperati 6mm.

Many solutions for a formal style combined with contemporary aesthetic. Chromated or satinated/chromated frame with wide range choice of tempered 6mm glasses.

Múltiples soluciones para un estilo formal y una estética contemporánea. Marco cromado o de doble acabado cromado/ satinado y una amplia selección de vidrios templados de 6mm.

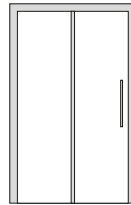
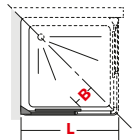
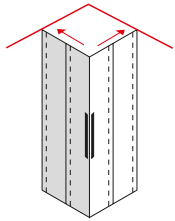
Multiple solutions pour un style formel et un esthétisme contemporain. Profilé chromé ou bi-finition chromée/satinée et large choix de verres trempés 6 mm.

Verscheidene oplossingen voor een formele stijl en een hedendaagse esthetica. Frame in verchromde afwerking of in duo afwerking verchromd/gesatineerd en grote keuze aan 6mm gehard glas.


Verschiedene Lösungen für einen formalen Stil und zeitgenössische Aesthetik. Rahmen verchromt oder in zweifacher Ausführung verchromt/satiniert und eine grosse Auswahl an 6mm temperiertem Glas.



H **195cm** glass **6mm** ~~RV~~

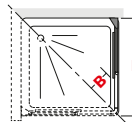
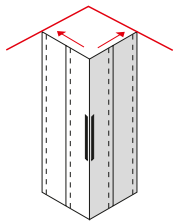


AK



AN

cod. **L** **B**
B441...S 67 - 99 cm 18,5 - 28,5 cm



cod. **L** **B**
B441...D 67 - 99 cm 18,5 - 28,5 cm

Misure speciali disponibili a richiesta - *Special sizes available on request only* - Medidas especiales disponibles bajo pedido
Dimensions spéciales disponibles sur demande - Maatwerk afmetingen op aanvraag verkrijgbaar - *Spezialmasse nur auf Nachfrage erhältlich*

TRENDY_4400



Ante sganciabili, un semplice gesto per facilitare la pulizia.
 Detachable doors, a simple operation to facilitate cleaning.
 Puertas desmontables, un simple gesto para facilitar la limpieza.




Portes décrochantes, un simple geste pour faciliter le nettoyage.
 Uitneembare schuifpanelen, een simpele handeling om het schoonmaken te vergemakkelijken.
 Aushängbare Türen, ein einfacher Handgriff, der die Reinigung der Türen erleichtert.





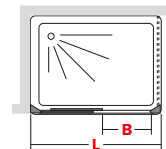
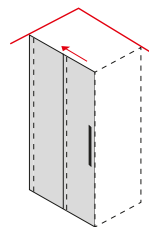
H **195cm** glass **6mm** ~~BV~~

TRENDY_4400



AK

AN



cod.

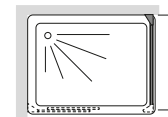
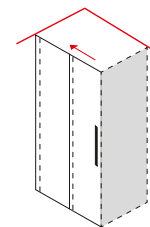
L

B

B441...S

97 - 159 cm

28,5 - 73 cm

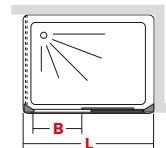
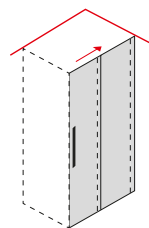


cod.

L

B445...D

67 - 99 cm



cod.

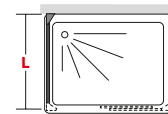
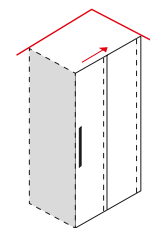
L

B

B441...D

97 - 159 cm

28,5 - 73 cm



cod.

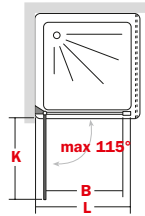
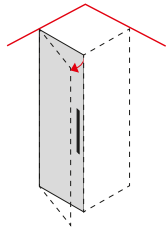
L

B445...S

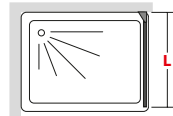
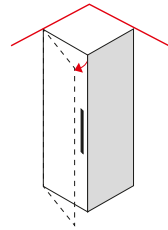
67 - 99 cm

Misure speciali disponibili a richiesta - *Special sizes available on request only* - Medidas especiales disponibles bajo pedido
 Dimensions spéciales disponibles sur demande - *Maatwerk afmetingen op aanvraag verkrijgbaar* - *Spezialmasse nur auf Nachfrage erhältlich*

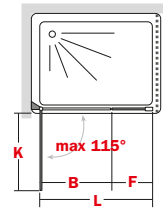
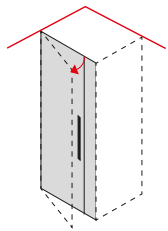
H **195cm** glass **6mm** **REV**



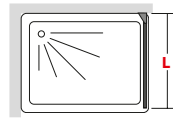
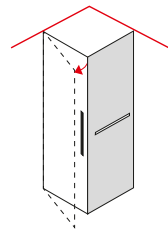
cod. **L** **B** **K**
B444...T 68 - 90 cm 56 - 76 cm 58 - 78 cm



cod. **L**
B445...A 68 - 100 cm



cod. **L** **B** **F** **K**
B443...T 88 - 120 cm 56 - 66 cm 24 - 44 cm 58 - 68 cm



cod. **L**
B445...0 68 - 100 cm

TRENDY_4400

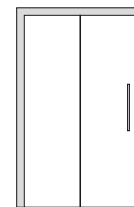
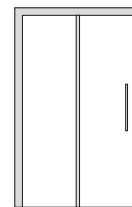
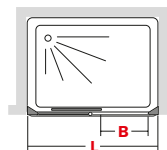
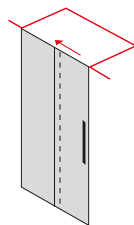


Misure speciali disponibili a richiesta - Special sizes available on request only - Medidas especiales disponibles bajo pedido
Dimensions spéciales disponibles sur demande - Maatwerk afmetingen op aanvraag verkrijgbaar - Spezialmasse nur auf Nachfrage erhältlich



H **195cm** glass **6mm** ~~BV~~

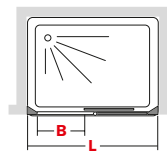
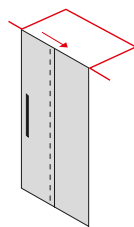
TRENDY_4400



AK

AN

cod. **L** **B**
B443...S 96 - 160 cm 41 - 71 cm

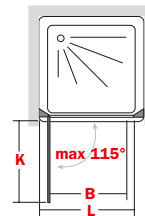
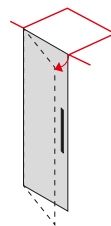


cod. **L** **B**
B443...D 96 - 160 cm 41 - 71 cm

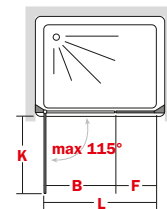
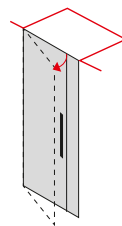
Misure speciali disponibili a richiesta - *Special sizes available on request only* - Medidas especiales disponibles bajo pedido
 Dimensions spéciales disponibles sur demande - *Maatwerk afmetingen op aanvraag verkrijgbaar* - *Spezialmasse nur auf Nachfrage erhältlich*



H **195cm** glass **6mm** **REV**



cod. **L** **B** **K**
B444...T 66 - 90 cm 56 - 76 cm 58 - 78 cm

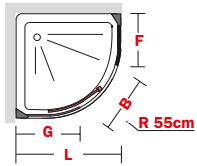
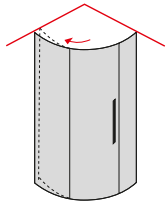


cod. **L** **B** **F** **K**
B443...T 86 - 120 cm 56 - 66 cm 24 - 44 cm 58 - 68 cm

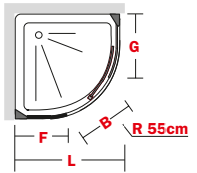
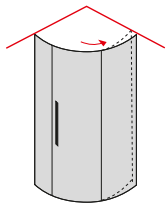
TRENDY_4400



H **195cm** glass **6mm** ~~RV~~



cod.	L	B	G	F
B447...L	77 - 101 cm	44 cm	50 - 70 cm	24 - 44 cm



cod.	L	B	G	F
B447...R	77 - 101 cm	44 cm	50 - 70 cm	24 - 44 cm

Misure speciali disponibili a richiesta - *Special sizes available on request only* - Medidas especiales disponibles bajo pedido
Dimensions spéciales disponibles sur demande - Maatwerk afmetingen op aanvraag verkrijgbaar - *Spezialmasse nur auf Nachfrage erhältlich*



TRENDY_4400



TRENDY_4400

GRANDI DIMENSIONI

BIG SIZES

GRANDES DIMENSIONES

GRANDES DIMENSIONS

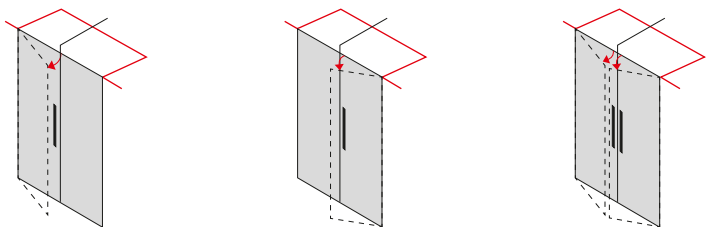
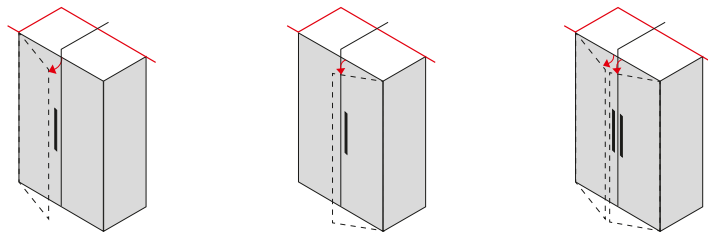
GROTE MATEN

GROSSE ABMESSUNGEN

design Studio INDA

H **195cm** glass **6mm**

BATTENTE - pivot door - batiente - battante - draaideur - Drehtür



Misure speciali disponibili a richiesta - *Special sizes available on request only* - Medidas especiales disponibles bajo pedido
Dimensions spéciales disponibles sur demande - Maatwerk afmetingen op aanvraag verkrijgbaar - *Spezialmasse nur auf Nachfrage erhältlich*

TRENDY_4400

VETRO - glas - vidrio - verre - glas - Glas



01
trasparente
transparent
transparent
transparente
transparent
Klarglas



80 ICE
vetro naturale acidato
natural acid etched glass
vidrio natural al ácido
verre naturel acidé
natuurlijk zuur geëst glas
Naturglas geätzt



51 RIGHE
vetro acidato
acid treated glass
vidrio al ácido
verre acidé
zuur geëst glas
Glas geätzt



14
grigio
grey
gris
gris
grijs
grijs
Grau

 **SU RICHIESTA** - *ON REQUEST* - *BAJO PEDIDO* - *SUR DEMANDE* - *OP AANVRAAG* - *AUF WUNSCH*

TELAIO - frame - bastidor - profilé - frame - Rahmen



AK
silver e tipo cromato
silver and chrome type
plata y tipo cromo
silver et type chromé
zilver en type Chrom
Silber und Chrom



AN
tipo cromato anodizzato naturale lucido
natural polished anodized chrome type
tipo cromo anodizado natural brillante
natural polished anodized type chromé
natuurlijk glanzend geanodiseerd type Chrom
Verchromt eloxiert, Natur, Hochglanz

Componibilità e personalizzazione sono i riferimenti di Trendy_4400 grandi dimensioni. Pareti da abbinare per allestire spazi di ogni dimensione in tutte le finiture di vetro e telaio della gamma.

Trendy_4400 is characterized by modularity and customization. Matching panels to furnish spaces of any dimensions in all glass and frame finitures of the range.

Composición y personalización son las referencias de la Trendy_4400 de grandes dimensiones. Paredes combinables apropiadas para cada tipo de espacio, en todos los acabados de la gama de vidrio y los marcos.

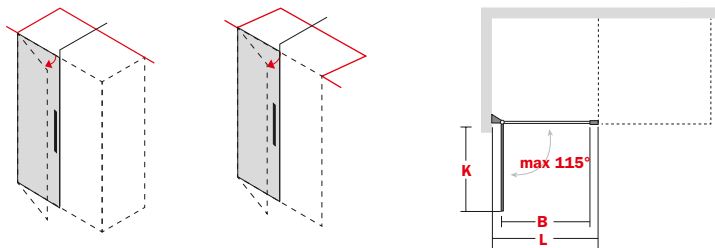
Composition et personnalisation sont les références de Trendy_4400 grandes dimensions. Parois à coupler pour aménager des espaces de toutes dimensions dans toute les finitions de verre et profilé de la gamme.

Combineerbaarheid en op eigen smaak aanpassen zijn de kenmerken van Trendy_4400 grote afmetingen. Combineerbare wanden om ruimtes van welke afmeting dan ook in te richten met alle afwerkingen van glas en frame uit het assortiment.

Kompatibilität und individuelle Gestaltung sind die Hinweise auf Trendy_4400 für grosse Dimensionen. Kombinierbare Wände um auch grosse Räume jeglicher Dimension auszustatten, in allen Glas- und Rahmenausführungen erhältlich.



H **195cm** glass **6mm** **REV**



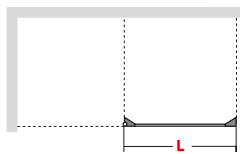
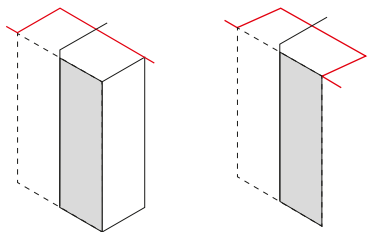
cod.	L	B	K
B444...T	66 - 88 cm	56 - 76 cm	58 - 78 cm

Misure speciali disponibili a richiesta - *Special sizes available on request only* - Medidas especiales disponibles bajo pedido
Dimensions spéciales disponibles sur demande - *Maatwerk afmetingen op aanvraag verkrijgbaar* - *Spezialmasse nur auf Nachfrage erhältlich*

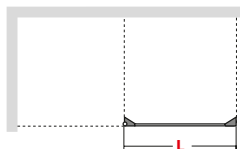
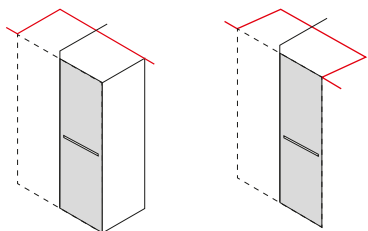
TRENDY_4400



H 195cm glass 6mm **REV**




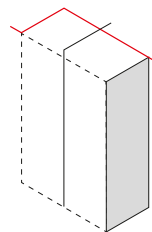
cod. **L**
B445...G 68 - 100 cm




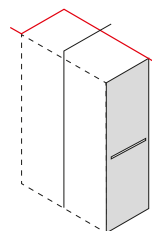
cod. **L**
B445...P 68 - 100 cm

Misure speciali disponibili a richiesta - *Special sizes available on request only* - Medidas especiales disponibles bajo pedido
Dimensions spéciales disponibles sur demande - Maatwerk afmetingen op aanvraag verkrijgbaar - *Spezialmasse nur auf Nachfrage erhältlich*

H 195cm glass 6mm **REV**



cod. **L**
B445...A 68 - 100 cm



cod. **L**
B445...O 68 - 100 cm

Misure speciali disponibili a richiesta - *Special sizes available on request only* - Medidas especiales disponibles bajo pedido
Dimensions spéciales disponibles sur demande - Maatwerk afmetingen op aanvraag verkrijgbaar - *Spezialmasse nur auf Nachfrage erhältlich*

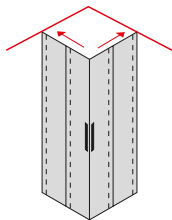




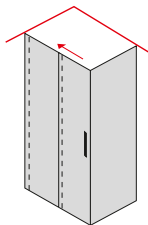
PRAIA_1000

design Studio INDA

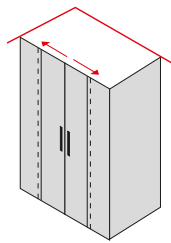
SCORREVOLE - sliding door - corredera - coulissante - schuifdeur - Schiebetür



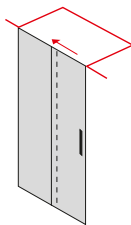
→PAG. 96



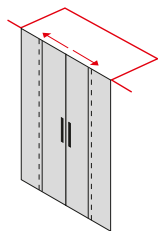
→PAG. 92



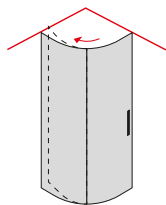
→PAG. 100



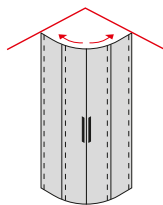
→PAG. 94



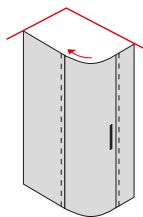
→PAG. 100



→PAG. 106

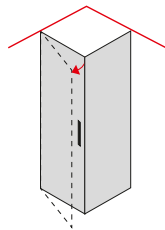


→PAG. 108

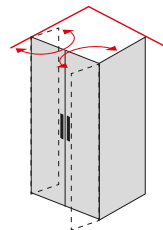


→PAG. 110

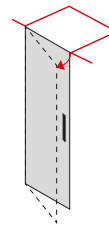
BATTENTE - pivot door - batiente - battante - draaideur - Drehtür



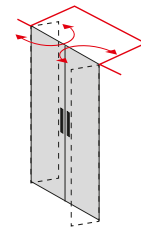
→PAG. 102



→PAG. 104



→PAG. 102



→PAG. 104

TELAIO - frame - bastidor - profilé - frame - Rahmen



WZ
 bianco RAL 9016 verniciato
 white RAL 9016 painted
 blanco RAL 9016 pintado
 blanc RAL 9016 verni
 wit RAL 9016 gespoten
 Weiß RAL 9016 Lackiert



AA
 silver anodizzato naturale opaco
 natural mat anodized silver
 anodizado plata
 silver anodisé naturel mat
 Natur matt eloxiertes Silber
 geanodiseerd natuurlijk mat zilver



AN
 tipo cromato anodizzato naturale lucido
 natural polished anodized chrome type
 tipo cromo anodizado natural brillante
 natural polished anodized type chromé
 natuurlijk glanzend geanodiseerd type Chromo
 Verchromt eloxiert, Natur, Hochglanz

VETRO - glas - vidrio - verre - glas - Glas



01
 trasparente
 transparent
 transparent
 transparente
 transparent
 Klarglas



40 SCREEN
 vetro acidato
 acid treated glass
 vidrio al ácido
 verre acidé
 zuur geëst glas
 Glas geätzt



80 ICE
 vetro naturale acidato
 natural acid etched glass
 vidrio natural al ácido
 verre naturel acidé
 natuurlijk zuur geëst glas
 Naturglas geätzt

 **SU RICHIESTA** - ON REQUEST - BAJO PEDIDO - SUR DEMANDE - OP AANVRAAG - AUF WUNSCH

MANIGLIE - handles - tiradores - poignées - grepen - Griffe



CR
 cromato
 chrome-plated
 cromado
 chromé
 verchromd
 Verchromt



WZ
 bianco RAL 9016
 white RAL 9016
 blanco RAL 9016
 blanc RAL 9016
 wit RAL 9016
 Weiß RAL 9016

Un ampio programma di pareti doccia nato da un'accurata progettazione che valorizza la purezza di un disegno semplice e moderno. Telaio cromato, anodizzato opaco o bianco abbinabile ai vetri trasparente, screen o ice per creare la propria scelta estetica.

A wide range of panel born by a careful design that enhance the purity of a simple and modern draw. Chromated opaque anodized or white frame can be combined with transparent glasses, screen or ice to create your own aesthetic choice.

Un amplio programa de paredes de ducha que nace de una curada planificación, la cual valora la pureza de un diseño simple y moderno. Marco cromado, anodizado mate o blanco, combinable con vidrio transparente, screen o ice para crear su propia elección estética.

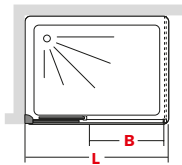
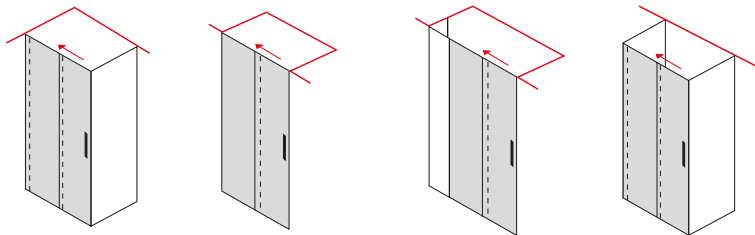
Un large programme de paroi de douche né d'une conception minutieuse qui améliore la pureté d'un design simple et moderne. Profilé chromé, anodisé mat ou blanc couplable aux verres transparent, screen ou ice pour créer son propre choix esthétique.

Een brede gamma van douchecabines voortgekomen uit een nauwkeurig ontwerp dat waarde verleent aan de puurheid van een simpel en modern design. Verchromd, mat geanodiseerd of wit frame combineerbaar met transparant, screen of ice glas om de eigen esthetische keuze te maken.

Ein breites Programm von Duschtrennwände, hervorgekommen durch eine sorgfältige Planung, welche die Einfachheit und die Reinheit eines modernes Design hervorhebt. Rahmen verchromt, matt eloxiert oder weiss, kombinierbar mit transparentem, Siebdruck oder geätztem Glas um eine individuelle Wahl zu kreieren.



H **195cm** glass **6mm** **REV**



cod.	L	B
B103...1	97 - 121 cm	40 - 50 cm

Misure speciali disponibili a richiesta - *Special sizes available on request only* - Medidas especiales disponibles bajo pedido
Dimensions spéciales disponibles sur demande - Maatwerk afmetingen op aanvraag verkrijgbaar - Spezialmasse nur auf Nachfrage erhältlich

PRAIA_1000



Ante sganciabili, un semplice gesto per facilitare la pulizia.

Detachable doors, a simple operation to facilitate cleaning.

Puertas desmontables, un simple gesto para facilitar la limpieza.

Portes décrochables, un simple geste pour faciliter le nettoyage.

Uitneembare schuifpanelen, een simpele handeling om het schoonmaken te vergemakkelijken.

Aushängbare Türen, ein einfacher Handgriff, der die Reinigung der Türen erleichtert.



La chiusura magnetica, adottata per tutti gli articoli, assicura la massima tenuta all'acqua.

The magnetic closure, included in all articles, ensures maximum water resistance.

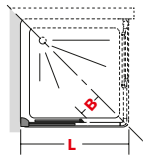
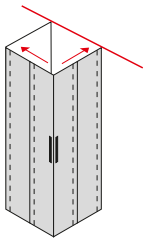
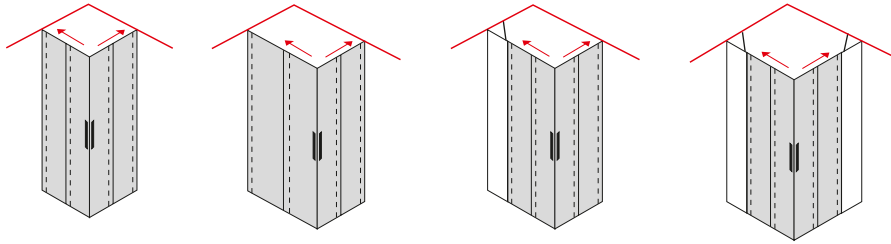
Cierre magnético, en todos los artículos de la gama, garantiza la máxima estanqueidad.

Fermeture magnétique, adoptée pour tous les articles, assure la maximale étanchéité.

La chiusura magnetica, adottata per tutti gli articoli, assicura la massima tenuta all'acqua.

Magnetverschluss der Tür, wird für alle Artikeln gebraucht und versichert die grösste Dichtigkeit.

H **195cm** glass **6mm** **REV**



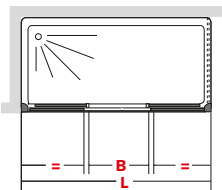
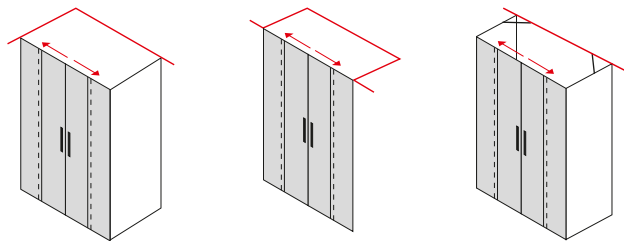
cod.	L	B
B101...0	67 - 119 cm	18,5 - 35,5 cm

Misure speciali disponibili a richiesta - *Special sizes available on request only* - Medidas especiales disponibles bajo pedido
Dimensions spéciales disponibles sur demande - Maatwerk afmetingen op aanvraag verkrijgbaar - Spezialmasse nur auf Nachfrage erhältlich

PRAIA_1000



H **195cm** glass **6mm** **REV**



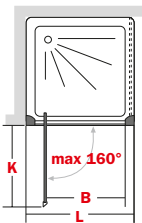
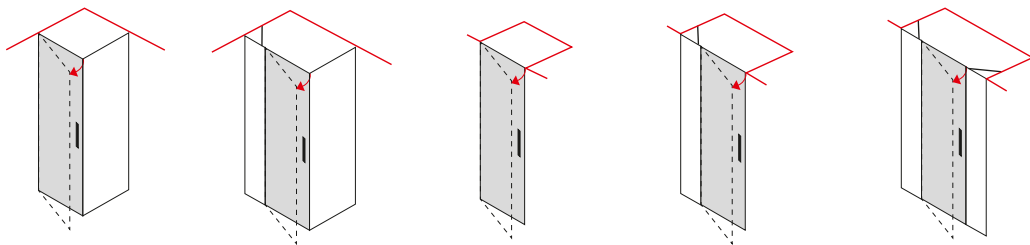
cod.	L	B
B103...2	137 - 181 cm	52 - 72 cm

Misure speciali disponibili a richiesta - *Special sizes available on request only* - Medidas especiales disponibles bajo pedido
Dimensions spéciales disponibles sur demande - Maatwerk afmetingen op aanvraag verkrijgbaar - *Spezialmasse nur auf Nachfrage erhältlich*

PRAIA_1000



H **195cm** glass **6mm** **REV**



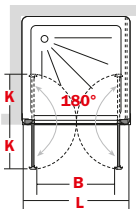
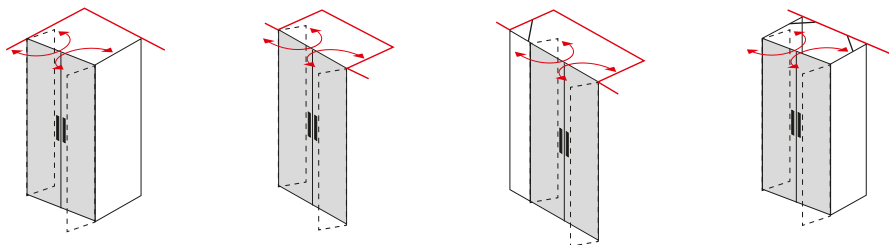
cod.	L	B	K
B104...0	67 - 101 cm	50 - 65 cm	51 - 66 cm

Misure speciali disponibili a richiesta - *Special sizes available on request only* - Medidas especiales disponibles bajo pedido
Dimensions spéciales disponibles sur demande - *Maatwerk afmetingen op aanvraag verkrijgbaar* - *Spezialmasse nur auf Nachfrage erhältlich*

PRAIA_1000



H **195cm** glass **6mm** **REV**



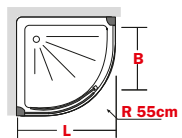
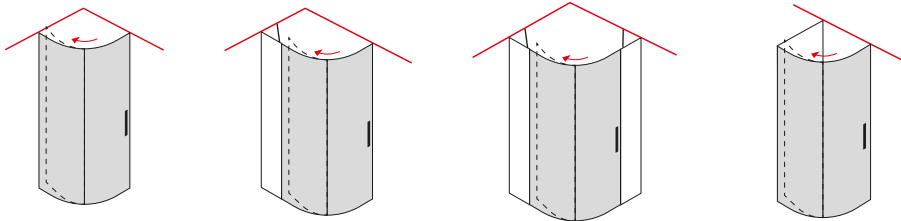
cod.	L	B	K
B106...0	67 - 101 cm	48 - 78 cm	25 - 40 cm

Misure speciali disponibili a richiesta - *Special sizes available on request only* - Medidas especiales disponibles bajo pedido
Dimensions spéciales disponibles sur demande - *Maatwerk afmetingen op aanvraag verkrijgbaar* - *Spezialmasse nur auf Nachfrage erhältlich*

PRAIA_1000



H **195cm** glass **6mm** **REV**



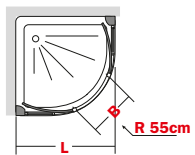
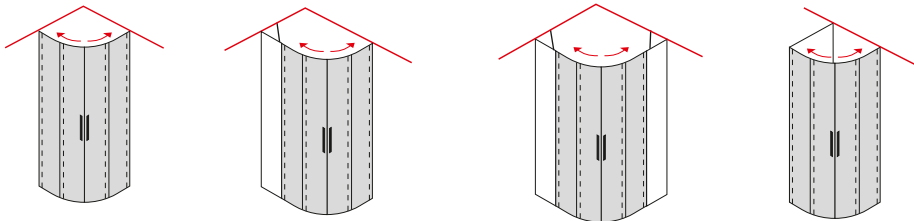
cod.	L	B
B107...0	77 - 91 cm	50 - 54 cm

Misure speciali disponibili a richiesta - *Special sizes available on request only* - Medidas especiales disponibles bajo pedido
Dimensions spéciales disponibles sur demande - Maatwerk afmetingen op aanvraag verkrijgbaar - Spezialmasse nur auf Nachfrage erhältlich

PRAIA_1000



H **195cm** glass **6mm** **REV**



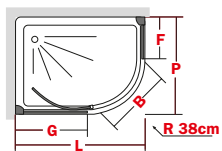
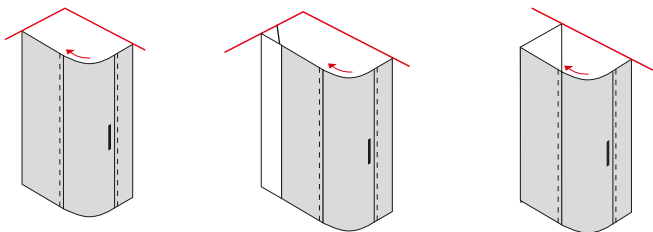
cod.	L	B
B107...0	77 - 101 cm	41,5 - 54,5 cm

Misure speciali disponibili a richiesta - *Special sizes available on request only* - Medidas especiales disponibles bajo pedido
Dimensions spéciales disponibles sur demande - *Maatwerk afmetingen op aanvraag verkrijgbaar* - *Spezialmasse nur auf Nachfrage erhältlich*



PRAIA_1000

H **195cm** glass **6mm** **REV**



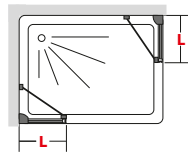
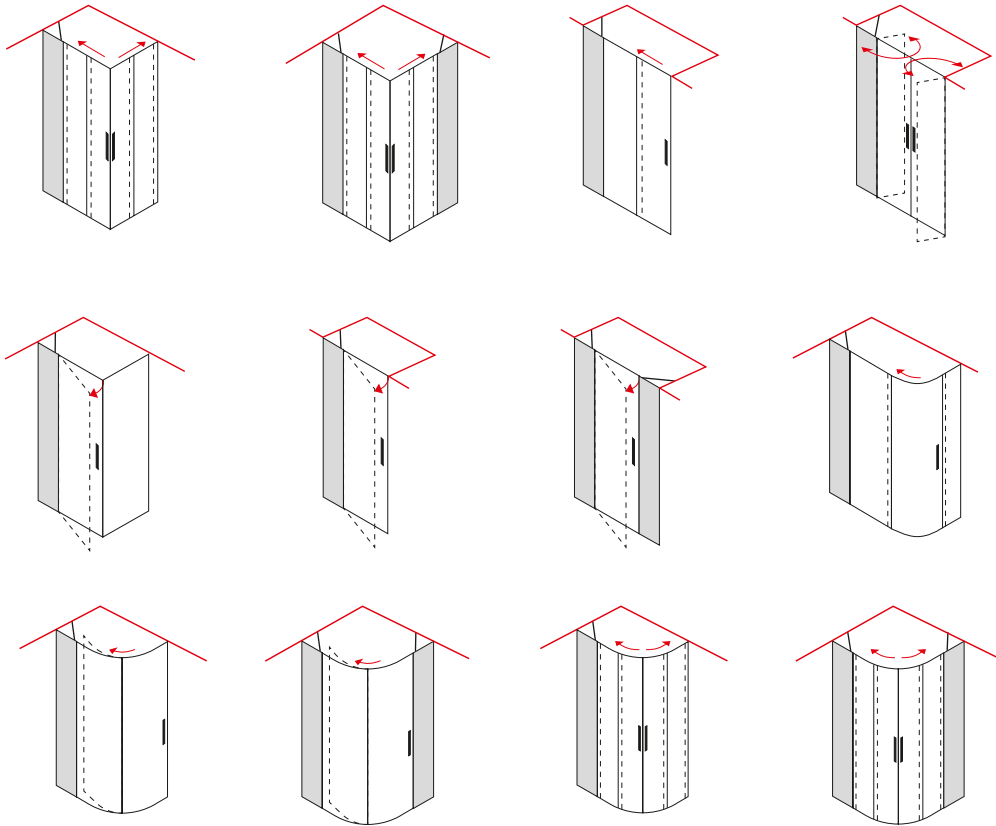
cod.	L	P	B	F	G
B107...0	87 - 101 cm	67 - 81 cm	43 - 49 cm	30 - 40 cm	50 - 60 cm

Misure speciali disponibili a richiesta - *Special sizes available on request only* - Medidas especiales disponibles bajo pedido
Dimensions spéciales disponibles sur demande - Maatwerk afmetingen op aanvraag verkrijgbaar - *Spezialmasse nur auf Nachfrage erhältlich*

PRAIA_1000



H 195cm glass 6mm **REV**



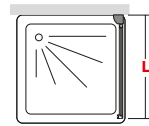
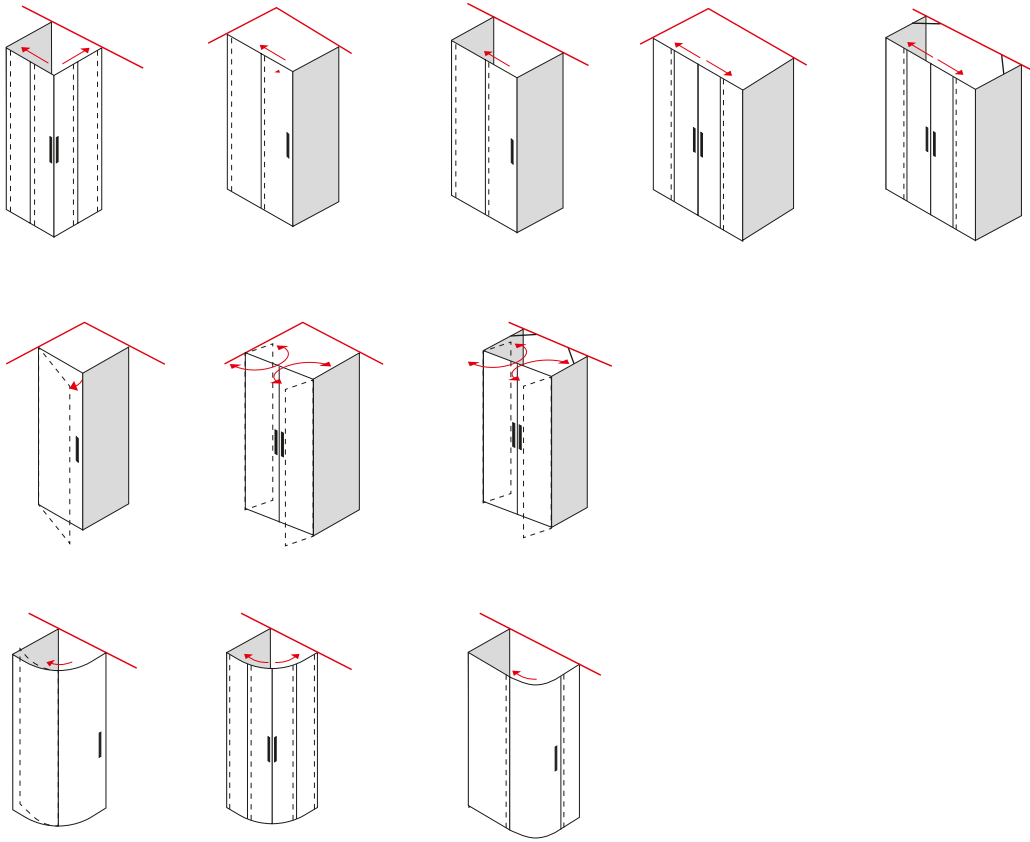
cod. **L**
B105...L 20 - 40 cm

PRAIA_1000



Misure speciali disponibili a richiesta - *Special sizes available on request only* - Medidas especiales disponibles bajo pedido
Dimensions spéciales disponibles sur demande - *Maatwerk afmetingen op aanvraag verkrijgbaar* - *Spezialmasse nur auf Nachfrage erhältlich*

H 195cm
glass 6mm
REV



cod. L
B105...0 67 - 101 cm

PRAIA_1000



Misure speciali disponibili a richiesta - Special sizes available on request only - Medidas especiales disponibles bajo pedido
Dimensions spéciales disponibles sur demande - Maatwerk afmetingen op aanvraag verkrijgbaar - Spezialmasse nur auf Nachfrage erhältlich

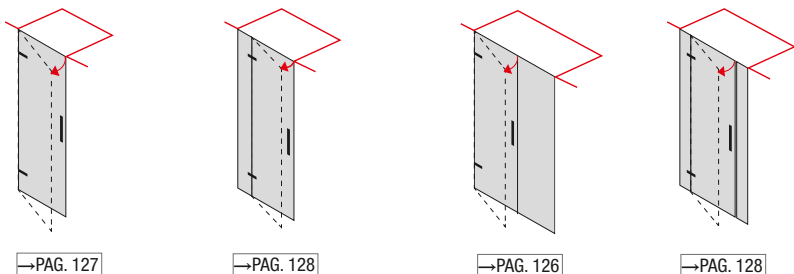
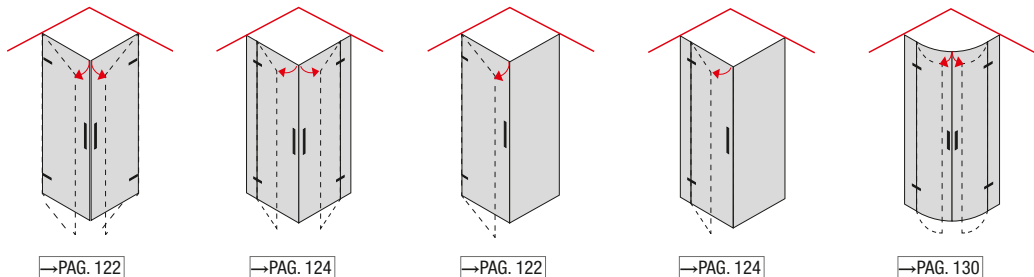


PRAIA_1000

**CON CERNIERA
WITH HINGE
CON BISAGRA
AVEC CHARNIÈRE
MET SCHARNIER
MIT SCHARNIER**

design Studio INDA

BATTENTE - pivot door - batiente - battante - draaideur - Drehtür



Misure speciali disponibili a richiesta - *Special sizes available on request only* - Medidas especiales disponibles bajo pedido
 Dimensions spéciales disponibles sur demande - *Maatwerk afmetingen op aanvraag verkrijgbaar* - *Spezialmasse nur auf Nachfrage erhältlich*

VETRO - glas - vidrio - verre - glas - Glas



01
 trasparente
 transparent
 transparent
 transparente
 transparent
 Klarglas

 **SU RICHIESTA - ON REQUEST - BAJO PEDIDO - SUR DEMANDE - OP AANVRAAG - AUF WUNSCH**

TELAIO - frame - bastidor - profilé - frame - Rahmen



AN
 tipo cromato anodizzato naturale lucido
natural polished anodized chrome type
 tipo cromo anodizado natural brillante
natural polished anodized type chromé
 natuurlijk glanzend geanodiseerd type Chroom
Verchromt eloxiert, Natur, Hochglanz

MANIGLIA - handle - tirador - poignée - greep - Griff



CR
 cromato
chrome-plated
 cromado
chromé
 verchromd
Verchromt

Linearità di forme per una serie che offre soluzioni di ampia gamma e dimensioni. Cerniera dal design unico e semplicità formale. Vetro trasparente e profilo cromato per sottolineare eleganza e stile.

Serie with linear forms offers a wide range solutions and dimensions. Hinge characterized by unique and easy design. Transparent glass and chromated profile underline the smartness and the style.

Formas lineales para una serie que ofrece multitud de soluciones por su amplia gama y dimensiones. Bisagra de diseño único y sencillez formal. Vidrio transparente y perfil cromado que resaltan su elegancia y estilo.

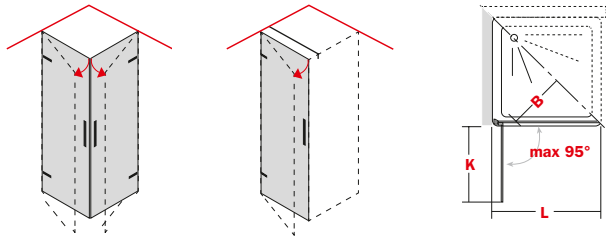
Linéarité de formes pour une série qui offre un large choix de solutions, de gamme et dimensions. Charnière au design unique et simplicité formelle. Verre transparent et profilé chromé pour souligner l'élégance et le style.

Lineaire vormen voor een serie die oplossingen aanbiedt uit een brede gamma met velerlei afmetingen. Scharnier met een uniek design en formele simpelheid. Transparant glas en verchromd profiel onderlijnen de elegantie en de stijl.

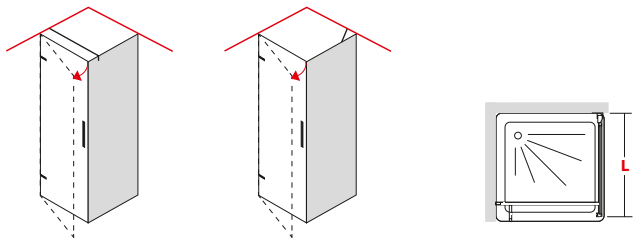
Lineare Formen für eine Serie, welche eine breite Palette an Lösungen und Dimensionen bietet. Scharniere in einem einzigartigen und einfachem Design. Transparentes Glas und verchromte Profile unterstreichen die Eleganz und den Stil.



H **195cm** glass **6mm** **REV**



cod. **L** **B** **K**
B111...I 67 - 99 cm 42,5 - 63,5 cm 60,5 - 90,5 cm



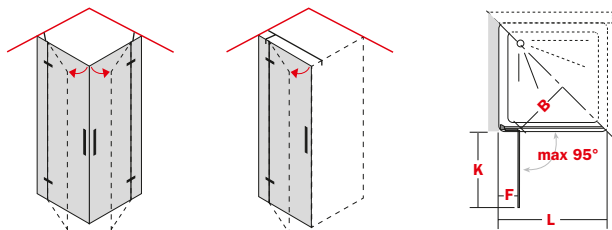
cod. **L**
B115...0 67 - 99 cm

Misure speciali disponibili a richiesta - *Special sizes available on request only* - Medidas especiales disponibles bajo pedido
Dimensions spéciales disponibles sur demande - Maatwerk afmetingen op aanvraag verkrijgbaar - *Spezialmasse nur auf Nachfrage erhältlich*

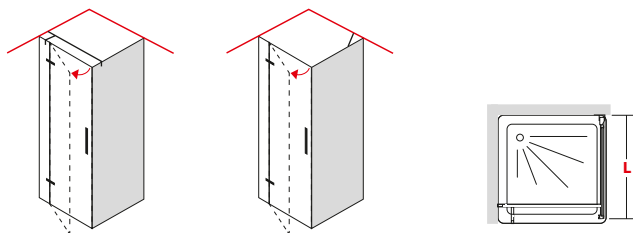


PRAIA_1000

H **195cm** glass **6mm** **REV**



cod.	L	B	F	K
B111...0	67 - 119 cm	34,5 - 50 cm	17 - 45 cm	49,5 - 72 cm



cod.	L
B115...0	67 - 99 cm

Misure speciali disponibili a richiesta - *Special sizes available on request only* - Medidas especiales disponibles bajo pedido
Dimensions spéciales disponibles sur demande - Maatwerk afmetingen op aanvraag verkrijgbaar - Spezialmasse nur auf Nachfrage erhältlich

PRAIA_1000



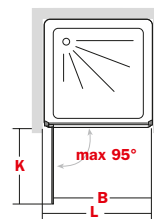
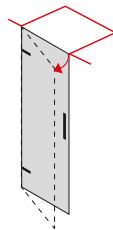


H **195cm**

glass **6mm**

REV

PRAIA_1000



cod.

B114...I

L

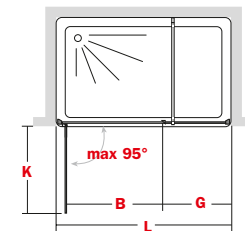
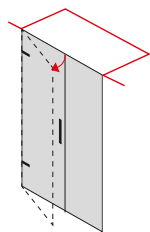
67 - 100 cm

B

57,5 - 87,5 cm

K

59,5 - 89,5 cm



cod.

B113...I

L

117 - 181 cm

B

57 - 77 cm

G

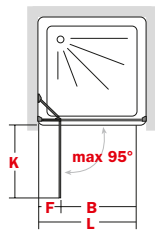
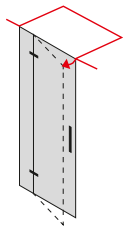
54 - 94 cm

K

59,5 - 79,5 cm

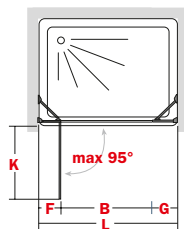
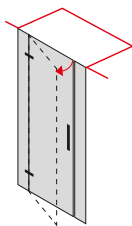
Misure speciali disponibili a richiesta - *Special sizes available on request only* - Medidas especiales disponibles bajo pedido
 Dimensions spéciales disponibles sur demande - *Maatwerk afmetingen op aanvraag verkrijgbaar* - *Spezialmasse nur auf Nachfrage erhältlich*

H **195cm** glass **6mm** **REV**



cod.
B114...0

L	B	F	K
72 - 120 cm	48 - 68 cm	20 - 45 cm	50,5 - 70,5 cm



cod.
B113...0

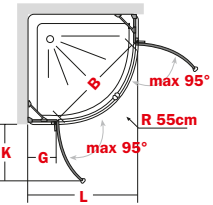
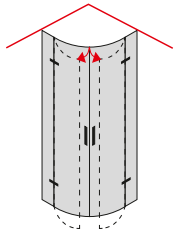
L	B	F	G	K
117 - 181 cm	58 - 78 cm	30 - 50 cm	29 - 49 cm	60,5 - 80,5 cm

Misure speciali disponibili a richiesta - *Special sizes available on request only* - Medidas especiales disponibles bajo pedido
Dimensions spéciales disponibles sur demande - *Maatwerk afmetingen op aanvraag verkrijgbaar* - *Spezialmasse nur auf Nachfrage erhältlich*



PRAIA_1000

H **195cm** glass **6mm** **REV**



cod.	L	B	G	K
B117...0	77 - 99 cm	79 cm	20 - 40 cm	41 cm



PRAIA_1000



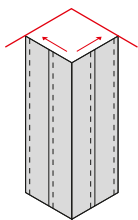
Misure speciali disponibili a richiesta - *Special sizes available on request only* - Medidas especiales disponibles bajo pedido
Dimensions spéciales disponibles sur demande - *Maatwerk afmetingen op aanvraag verkrijgbaar* - *Spezialmasse nur auf Nachfrage erhältlich*



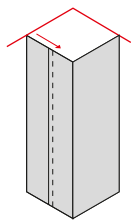
JOLLY_5000

design Studio INDA

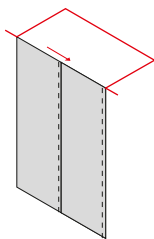
SCORREVOLE - sliding door - corredera - coulissante - schuifdeur - Schiebetür



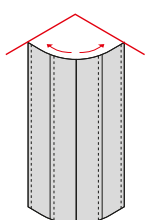
→PAG. 140



→PAG. 136

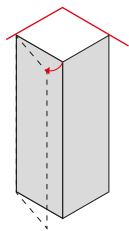


→PAG. 139

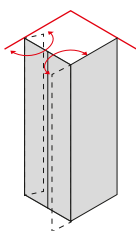


→PAG. 148

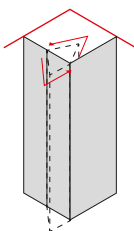
BATTENTE - pivot door - batiente - battante - draaideur - Drehtür



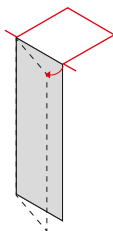
→PAG. 142



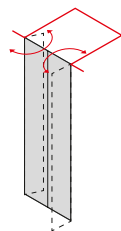
→PAG. 144



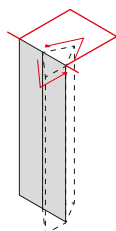
→PAG. 146



→PAG. 142



→PAG. 144



→PAG. 146

Misure speciali disponibili a richiesta - *Special sizes available on request only* - Medidas especiales disponibles bajo pedido
 Dimensions spéciales disponibles sur demande - *Maatwerk afmetingen op aanvraag verkrijgbaar* - *Spezialmasse nur auf Nachfrage erhältlich*

VETRO - glass - vidrio - verre - glas - Glas



01
 trasparente
 transparent
 transparent
 transparente
 transparent
 Klarglas



30
 stampato
 printed
 granulado
 granité
 licht
 Struktur



57
 serigrafato
 silk-screen printed
 serigrafado
 sérigraphie
 geserigrafeerd
 Siebgedruckt

 **Inda glass protection** **SU RICHIESTA** - ON REQUEST - BAJO PEDIDO - SUR DEMANDE - OP AANVRAAG - AUF WUNSCH

TELAIO - frame - bastidor - profilé - frame - Rahmen



WZ
 bianco RAL 9016 verniciato
 white RAL 9016 painted
 blanco RAL 9016 pintado
 blanc RAL 9016 vernis
 wit RAL 9016 gespoten
 Weiß RAL 9016 Lackiert



TT
 tipo titanio anodizzato naturale lucido
 natural polished anodised titanium type
 tipo titanio anodizado natural brillante
 type titanium anodisé naturel brillant
 natuurlijk geannodiseerd glanzed titanium
 Titanium eloxiert, natur, hochglanz

Funzionalità e praticità sono gli elementi di distinzione per una serie destinata a qualsiasi ambiente bagno. La maniglia integrata nel telaio e le diverse finiture la rendono originale nella sua gamma.

Functionality and pragmatism characterized this serie, designed to any type of bathroom. The handle is integrated into the frame and the different finished give originality to its range.

Funcionalidad y practicidad son los elementos principales de una serie destinada a cualquier ambiente de baño. El tirador integrado en el marco junto a los diferentes acabados otorgan originalidad a su gama.

Fonctionnalité et confort sont les éléments de distinction pour une série destinée à toutes les salles de bains. La poignée intégrée dans le profilé et les différentes finitions rendent originale cette collection.

Doelmatigheid en handigheid zijn de elementen die onderscheid maken in een serie die bestemd is voor iedere badkamer. De geïntegreerde greep in het frame en de verschillende afwerkingen maken deze gamma origineel.

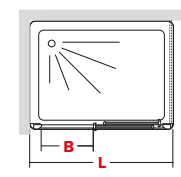
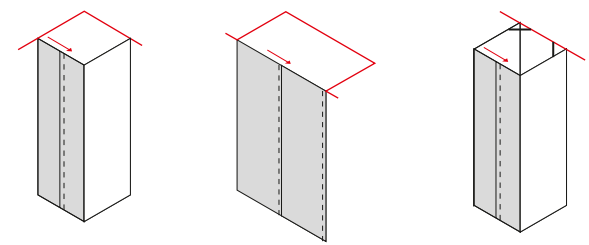
Funktionalität und Handlichkeit sind die unterschiedlichen Elemente einer Serie, welche für jedes Badambiente bestimmt sind. Der integrierte Griff im Rahmen und die verschiedenen Ausführungen, lassen diese in seiner Art originell erscheinen.





H **195cm** glass **6mm** **REV**

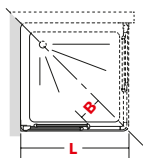
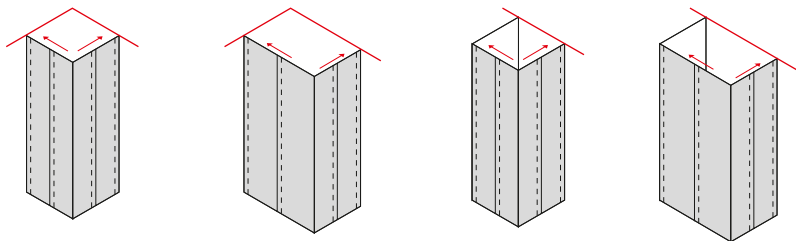
JOLLY_5000



cod.	L	B
B503...1	97 - 141 cm	42 - 62 cm

Misure speciali disponibili a richiesta - *Special sizes available on request only* - Medidas especiales disponibles bajo pedido
Dimensions spéciales disponibles sur demande - *Maatwerk afmetingen op aanvraag verkrijgbaar* - *Spezialmasse nur auf Nachfrage erhältlich*

H **195cm** glass **6mm** **REV**



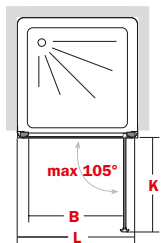
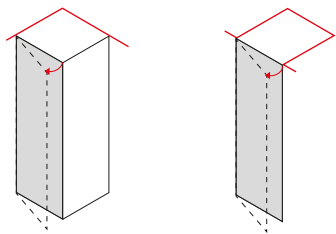
cod.	L	B
B500...0	67 - 99 cm	19,5 - 30 cm

Misure speciali disponibili a richiesta - *Special sizes available on request only* - Medidas especiales disponibles bajo pedido
Dimensions spéciales disponibles sur demande - *Maatwerk afmetingen op aanvraag verkrijgbaar* - *Spezialmasse nur auf Nachfrage erhältlich*

JOLLY_5000



H **195cm** glass **6mm** **REV**



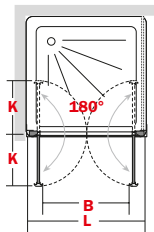
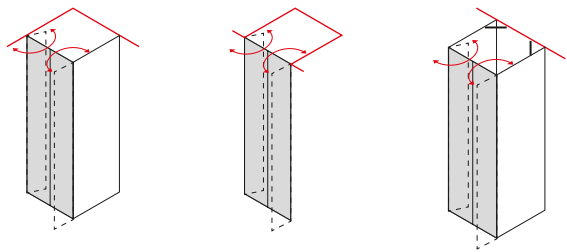
cod.	L	B	K
B504...0	67 - 91 cm	55,5 - 75,5 cm	56,5 - 76,5 cm

Misure speciali disponibili a richiesta - *Special sizes available on request only* - Medidas especiales disponibles bajo pedido
Dimensions spéciales disponibles sur demande - Maatwerk afmetingen op aanvraag verkrijgbaar - *Spezialmasse nur auf Nachfrage erhältlich*

JOLLY_5000



H **195cm** glass **6mm** **REV**




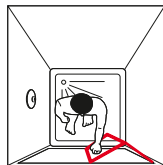
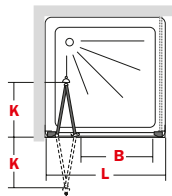
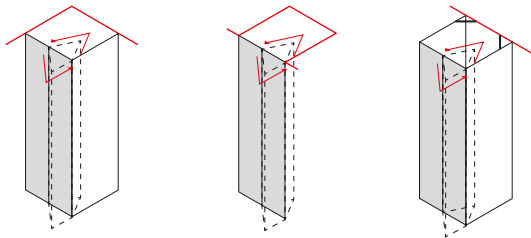
cod.	L	B	K
B506...0	72 - 101 cm	59 - 84 cm	29,5 - 42 cm

Misure speciali disponibili a richiesta - *Special sizes available on request only* - Medidas especiales disponibles bajo pedido
Dimensions spéciales disponibles sur demande - *Maatwerk afmetingen op aanvraag verkrijgbaar* - *Spezialmasse nur auf Nachfrage erhältlich*

JOLLY_5000



H **195cm** glass **6mm** **REV**



cod.	L	B	K
B502...0	67 - 101 cm	45,5 - 75,5 cm	32 - 44 cm

Misure speciali disponibili a richiesta - *Special sizes available on request only* - Medidas especiales disponibles bajo pedido
Dimensions spéciales disponibles sur demande - Maatwerk afmetingen op aanvraag verkrijgbaar - Spezialmasse nur auf Nachfrage erhältlich

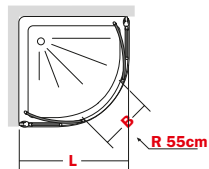
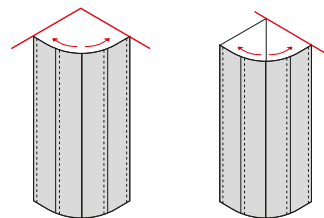
JOLLY_5000





H **195cm** glass **6mm** **REV**

JOLLY_5000



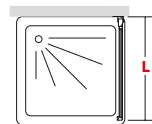
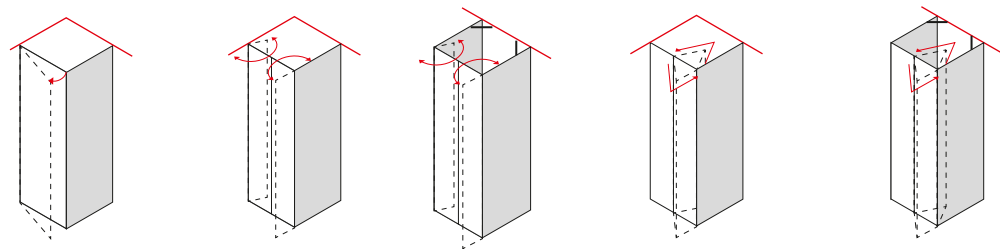
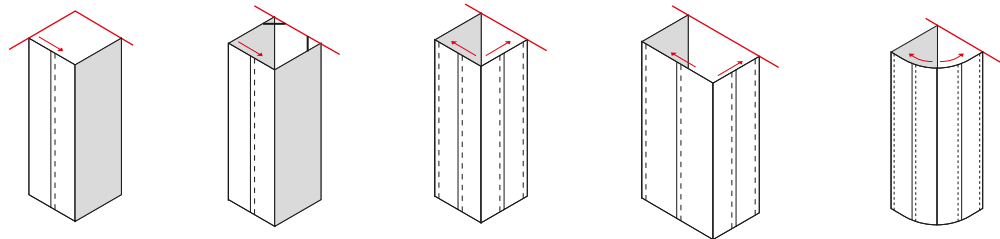
cod.	L	B
B507...0	77 - 89 cm	44 - 54 cm

Misure speciali disponibili a richiesta - *Special sizes available on request only* - Medidas especiales disponibles bajo pedido
Dimensions spéciales disponibles sur demande - *Maatwerk afmetingen op aanvraag verkrijgbaar* - *Spezialmasse nur auf Nachfrage erhältlich*



H **195cm** glass **6mm** **REV**

JOLLY_5000



cod.

L

B505...0

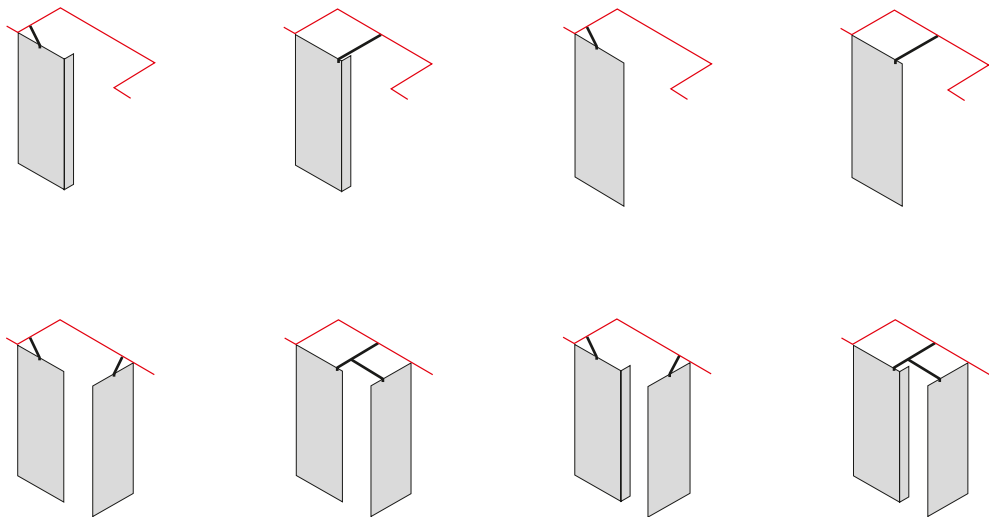
67 - 91 cm

Misure speciali disponibili a richiesta - *Special sizes available on request only* - Medidas especiales disponibles bajo pedido
 Dimensions spéciales disponibles sur demande - *Maatwerk afmetingen op aanvraag verkrijgbaar* - *Spezialmasse nur auf Nachfrage erhältlich*



ELECTA_7000 walk in

design Studio INDA



VETRO - *glas - vidrio - verre - glas - Glas*



01
trasparente
transparent
transparent
transparente
transparent
Klarglas

 **Inda glass protection** **DI SERIE** - *SERIES - DE SERIE - DE SÉRIE - STANDAARD - AUS DER SERIE*

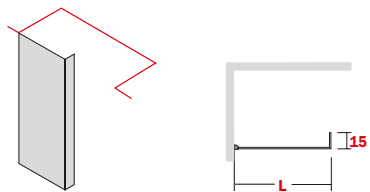
TELAIO - *frame - bastidor - profilé - frame - Rahmen*



AN
tipo cromato anodizzato naturale lucido
natural polished anodized chrome type
tipo cromo anodizado natural brillante
natural polished anodized type chromé
natuurlijk glanzend geanodiseerd type Chroom
Verchromt eloxiert, Natur, Hochglanz

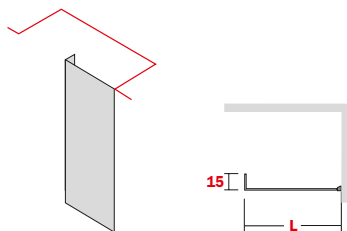
H 200cm

glass 8mm



parete doccia con vetro ad angolo sinistra, componibilità [→PAG. 154](#)
left walk in shower with corner glass, composability
pared fija de separación izquierda con vidrio en ángulo, composición
paroi fixe de séparation avec verre d'angle gauche, composition
linker wand met hoekglas voor inloepdouche, combinatiemogelijkheden
feste Wand links mit Glas-Eckteil, Kombinationsmöglichkeiten

cod. **L**
B754...S 77 - 99 cm



parete doccia con vetro ad angolo destra, componibilità [→PAG. 154](#)
right walk in shower with corner glass, composability
pared fija de separación derecha con vidrio en ángulo, composición
paroi fixe de séparation avec verre d'angle droite, composition
rechter wand met hoekglas voor inloepdouche, combinatiemogelijkheden
feste Wand rechts mit Glas-Eckteil, Kombinationsmöglichkeiten

cod. **L**
B754...D 77 - 99 cm

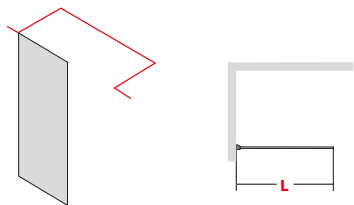
Misure speciali disponibili a richiesta - *Special sizes available on request only* - Medidas especiales disponibles bajo pedido
Dimensions spéciales disponibles sur demande - Maatwerk afmetingen op aanvraag verkrijgbaar - *Spezialmasse nur auf Nachfrage erhältlich*

ELECTA_7000



H 200cm

glass 8mm



parete doccia sinistra, componibilità →PAG. 154

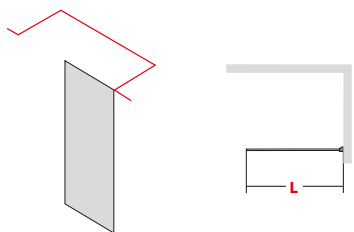
left walk in shower, composability
pared fija de separación izquierda, composición
paroi fixe de séparation gauche, composition
linker wand voor inloopdouche, combinatiemogelijkheden
feste Wand links, Kombinationsmöglichkeiten

cod.

L

B755...S

71 - 103 cm



parete doccia destra, componibilità →PAG. 154

right walk in shower, composability
pared fija de separación derecha, composición
paroi fixe de séparation droite, composition
rechter wand voor inloopdouche, combinatiemogelijkheden
feste Wand rechts, Kombinationsmöglichkeiten

cod.

L

B755...D

71 - 103 cm

Misure speciali disponibili a richiesta - *Special sizes available on request only* - Medidas especiales disponibles bajo pedido
Dimensions spéciales disponibles sur demande - Maatwerk afmetingen op aanvraag verkrijgbaar - *Spezialmasse nur auf Nachfrage erhältlich*

ELECTA_7000

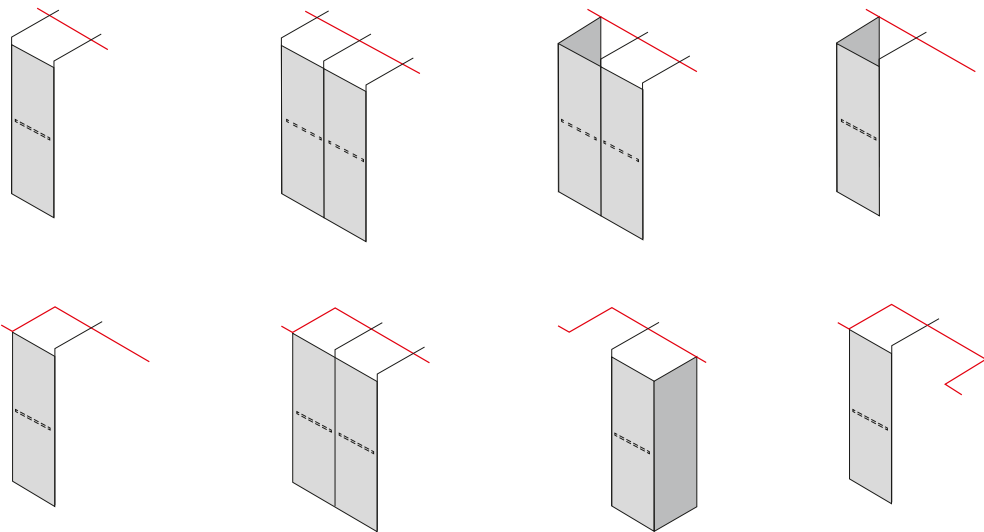




TRENDY_4400 walk in

design Studio INDA

H 195cm
glass 6mm
REV



Misure speciali disponibili a richiesta - *Special sizes available on request only* - Medidas especiales disponibles bajo pedido
Dimensions spéciales disponibles sur demande - *Maatwerk afmetingen op aanvraag verkrijgbaar* - *Spezialmasse nur auf Nachfrage erhältlich*

TRENDY_4400

VETRO - *glas - vidrio - verre - glas - Glas*



01
trasparente
transparent
transparent
transparente
transparent
Klarglas



80 ICE
vetro naturale acidato
natural acid etched glass
vidrio natural al ácido
verre naturel acidé
natuurlijk zuur geëst glas
Naturglas geätzt



51 RIGHE
vetro acidato
acid treated glass
vidrio al ácido
verre acidé
zuur geëst glas
Glas geätzt



14
grigio
grey
gris
gris
grijs
Grau

 **Inda glass protection** **SU RICHIESTA** - *ON REQUEST* - *BAJO PEDIDO* - *SUR DEMANDE* - *OP AANVRAAG* - *AUF WUNSCH*

TELAIO - *frame - bastidor - profilé - frame - Rahmen*

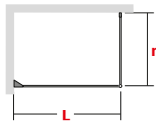
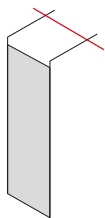


AK
silver e tipo cromato
silver and chrome type
plata y tipo cromo
silver et type chromé
zilver en type Chrom
Silber und Chrom

H **195cm**

glass **6mm**

REV



max 140cm

parete doccia senza fori, componibilità →PAG. 162
walk in shower without holes, composability
pared fija de separación sin orificios, composición
paroi fixe de séparation non percée, composition
vaste wand voor inloofdouche zonder gaten, combinatiemogelijkheden
Duschwand ohne Bohrungen, Kombinationsmöglichkeiten

cod.

B455...A

L

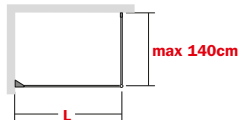
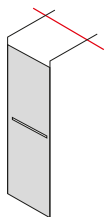
68 - 120 cm

Misure speciali disponibili a richiesta - *Special sizes available on request only* - Medidas especiales disponibles bajo pedido
Dimensions spéciales disponibles sur demande - Maatwerk afmetingen op aanvraag verkrijgbaar - *Spezialmasse nur auf Nachfrage erhältlich*

TRENDY_4400



H **195cm** glass **6mm** **REV**



parete doccia con fori per portasalviette, componibilità →PAG. 162

walk in shower with holes for towelholder, composability

pared fija de separación con orificios para toallero, composición

paroi fixe de séparation percée pour porte-serviettes, composition

vaste wand voor inloopdouche met gaten voor handdoekhouder, combinatiemogelijkheden

Duschwand mit Handtuchhalter Bohrungen, Kombinationsmöglichkeiten

cod.

B455...0

L

68 - 120 cm

Misure speciali disponibili a richiesta - *Special sizes available on request only* - Medidas especiales disponibles bajo pedido
Dimensions spéciales disponibles sur demande - Maatwerk afmetingen op aanvraag verkrijgbaar - *Spezialmasse nur auf Nachfrage erhältlich*

TRENDY_4400

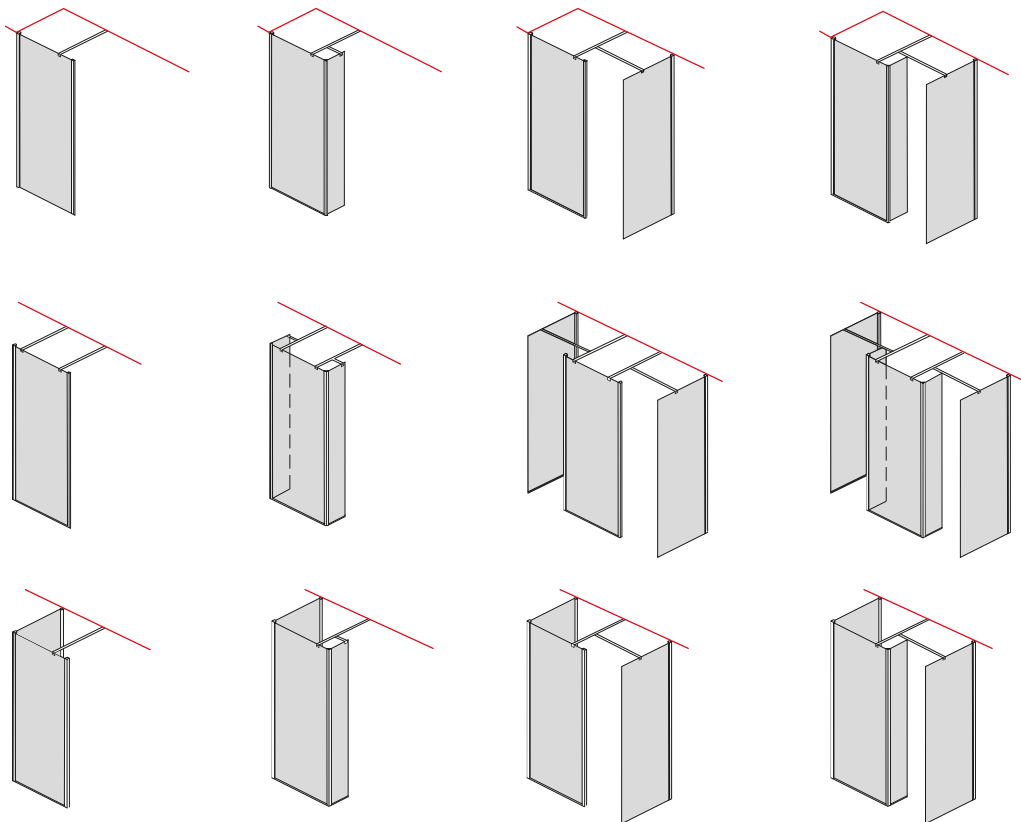




PRAIA_1000 walk in

design Studio INDA

H **195cm** glass **6mm** **REV**



Misure speciali disponibili a richiesta - *Special sizes available on request only* - Medidas especiales disponibles bajo pedido
Dimensions spéciales disponibles sur demande - Maatwerk afmetingen op aanvraag verkrijgbaar - *Spezialmasse nur auf Nachfrage erhältlich*

PRAIA_1000

VETRO - *glas - vidrio - verre - glas - Glas*



01
trasparente
transparent
transparent
transparente
transparent
Klarglas



14
grigio
grey
gris
gris
grijs
Grau

 **Inda glass protection** **SU RICHIESTA** - *ON REQUEST* - *BAJO PEDIDO* - *SUR DEMANDE* - *OP AANVRAAG* - *AUF WUNSCH*

TELAIO - *frame - bastidor - profilé - frame - Rahmen*



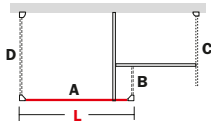
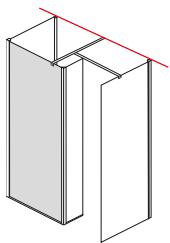
AN
tipo cromato anodizzato naturale lucido
natural polished anodized chrome type
tipo cromo anodizado natural brillante
natural polished anodized type chromé
natuurlijk glanzend geanodiseerd type Chroom
Verchromt eloxiert, Natur, Hochglanz





PRAIA_1000

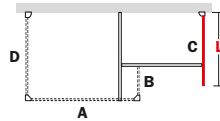
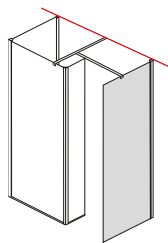




parete A, componibilità
panel A, composability
pared A, composición
paroi A, composition
wand A, combinatiemogelijkheden
wand A, Kombinationsmöglichkeiten

→PAG. 170

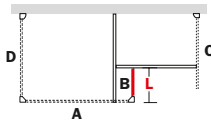
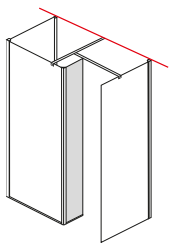
cod. **L**
B155...A 78 - 140 cm



parete C, componibilità
panel C, composability
pared C, composición
paroi C, composition
wand C, combinatiemogelijkheden
wand C, Kombinationsmöglichkeiten

→PAG. 170

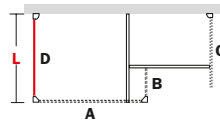
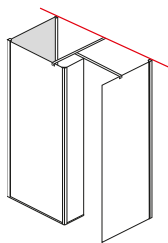
cod. **L**
B155...C 66,5 - 77,5 cm



parete B, componibilità
panel B, composability
pared B, composición
paroi B, composition
wand B, combinatiemogelijkheden
wand B, Kombinationsmöglichkeiten

→PAG. 170


cod. **L**
B155...B 20 - 30 cm



parete D, componibilità
panel D, composability
pared D, composición
paroi D, composition
wand D, combinatiemogelijkheden
wand D, Kombinationsmöglichkeiten

→PAG. 170

cod. **L**
B155...D 68 - 100 cm

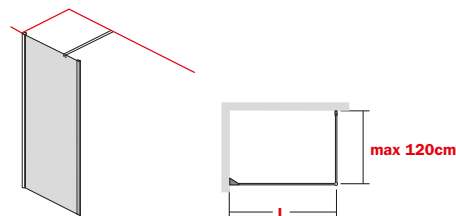


WALK IN 8mm

design Studio INDA



H **195cm** glass **8mm** **REV**



cod. **L**
BW80...0 78 - 140 cm

Misure speciali disponibili a richiesta - *Special sizes available on request only* - Medidas especiales disponibles bajo pedido - *Dimensions spéciales disponibles sur demande* - Maatwerk afmetingen op aanvraag verkrijgbaar - *Spezialmasse nur auf Nachfrage erhältlich*

WALK IN 8mm

VETRO - *glas - vidrio - verre - glas - Glas*



01
trasparente
transparent
transparent
transparente
transparent
Klarglas

TELAIO - *frame - bastidor - profilé - frame - Rahmen*



AN
tipo cromato anodizzato naturale lucido
natural polished anodized chrome type
tipo cromo anodizado natural brillante
natural polished anodized type chromé
natuurlijk glanzend geanodiseerd type Chroom
Verchromt eloxiert, Natur, Hochglanz



SOPRAVASCA

**BATHSCREENS
MAMPARAS DE BANERA
ÉCRANS DE BAGNOIRE
BADSCHERMEN
WANNENAUFSATZ**


design Studio INDA



VETRO - *glas - vidrio - verre - glas - Glas*



01
 trasparente
transparent
 transparent
transparente
 transparent
Klarglas



40 SCREEN
 vetro acidato
acid treated glass
 vidrio al ácido
verre acidé
 zuur geëst glas
Glas geätzt

TELAIO - *frame - bastidor - profilé - frame - Rahmen*



AN
 tipo cromato anodizzato naturale lucido
natural polished anodized chrome type
 tipo cromo anodizado natural brillante
natural polished anodized type chromé
 natuurlijk glanzend geanodiseerd type Chroom
Verchromt eloxiert, Natur, Hochglanz



TT
 tipo titanio anodizzato naturale lucido
natural polished anodised titanium type
 tipo titanio anodizado natural brillante
type titanium anodisé naturel brillant
 natuurlijk geannodiseerd glanzed titanium
Titanium eloxiert, natur, hochglanz



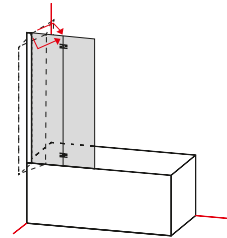
BR - WZ
 bianco verniciato
white painted
 blanco pintado
blanc vernis
 wit gespoten
Weiß Lackiert



H **150cm** glass **6mm**



SIM_6000



cod.

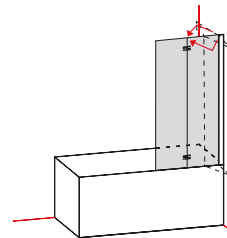
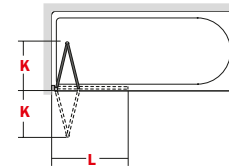
L

K

B632...S

100 - 140 cm

52,5 - 72,5 cm



cod.

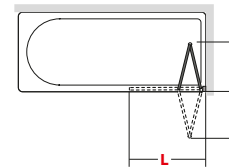
L

K

B632...D

100 - 140 cm

52,5 - 72,5 cm



Disponibile in vetro trasparente.
Profilo e cerniere AN tipo cromato anodizzato lucido.

Sistema di snodo a camme.
Inda glass protection su richiesta.
Available in clear glass.

Profile and hinges chrome polished anodized AN type.

Integrated Camme system.

Inda glass protection on request.

Disponibile en vidrio transparente.

Perfil y bisagras AN tipo cromado anodizado brillante.

Sistema de articulación Camme.

Tratamiento Inda glass protection bajo pedido.

Disponibile en verre transparent.

Profilé et charnière AN type chromé anodisé brillant.

Système d'articulation à came.

Inda glass protection sur demande.

Beschikbaar in transparant glas.

Profielen en scharnieren AN type chrom geanodiseerd glanzend.

Scharniersysteem met camme.

Inda glass protection op aanvraag.

Erhältlich in transparentem Glas.

Profilé und Scharniere in AN typ verchromt eloxiert glänzend.

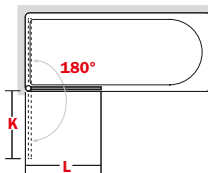
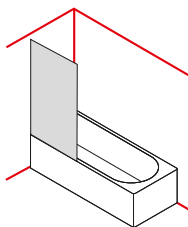
Scharniere mit Cammsystem.

Inda glass protection auf Wunsch.

Misure speciali disponibili a richiesta - *Special sizes available on request only* - Medidas especiales disponibles bajo pedido

Dimensions spéciales disponibles sur demande - *Maatwerk afmetingen op aanvraag verkrijgbaar* - *Spezialmasse nur auf Nachfrage erhältlich*

H **150cm** glass **6mm** **REV**



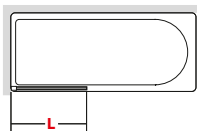
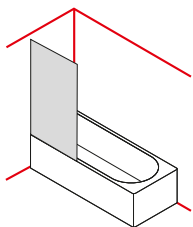
cod. **L** **K**
BE303 0 80 cm 76 cm

Disponibile in vetro trasparente.
Profilo WZ bianco RAL9016 o TT tipo titanio
anodizzato naturale lucido.
Sistema di snodo a camme.
*Available in clear glass.
Profile WZ white RAL9016 or TT type titanium
anodized finish.
Integrated Camme system.*
Disponible en vidrio transparente.
Perfil WZ blanco RAL9016 o TT tipo titánio
anodizado natural brillante.
Sistema de articulación Camme.
*Disponible en verre transparent.
Profilé WZ blanc RAL 9016 ou TT type titanium
anodisé naturel brillant.
Système d'articulation à came.*
Beschikbaar in transparant glas.
Profiel WZ wit RAL9016 of TT type titanium
geanodiseerd natuurlijk glanzend.
Scharniersysteem met camme.
*Erhältlich in transparentem Glas.
Profilé WZ weiss RAL 9016 oder TT titanium
eloxiert natürlich glänzend.
Scharniere mit Cammsystem.*

Misure speciali disponibili a richiesta - *Special sizes available on request only* - Medidas especiales disponibles bajo pedido
Dimensions spéciales disponibles sur demande - Maatwerk afmetingen op aanvraag verkrijgbaar - *Spezialmasse nur auf Nachfrage erhältlich*



H **140cm** glass **6mm** **REV**



cod. **L**
BH303 0 80 cm

Disponibile in vetro trasparente.
Profilo TT tipo titanio anodizzato naturale lucido.
Parete fissa.

*Available in clear glass.
Profile TT type titanium anodized finish.
Fixed wall.*

Disponibile en vidrio transparente.
Perfil TT tipo titánico anodizado natural brillante.
Pared fija.

*Disponibile en verre transparent,
Profilé TT type titanium anodisé naturel brillant.
Paroi fixe.*

Beschikbaar in transparant glas.
Profiel TT type titanium geanodiseerd natuurlijk
glanzend.
Vaste wand.

*Erhältlich in transparentem Glas.
Profile TT typ titanium eloxiert natürlich
glänzend.
Feste Wand.*

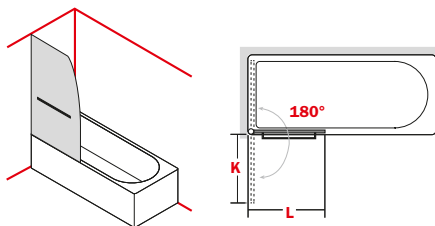


300

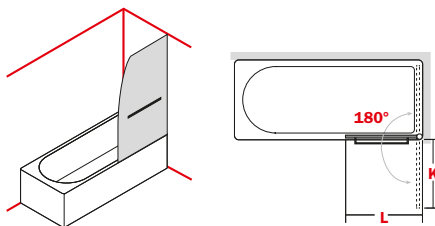
Misure speciali disponibili a richiesta - *Special sizes available on request only* - Medidas especiales disponibles bajo pedido
Dimensions spéciales disponibles sur demande - *Maatwerk afmetingen op aanvraag verkrijgbaar* - *Spezialmasse nur auf Nachfrage erhältlich*



H 140cm glass 6mm ~~BRV~~

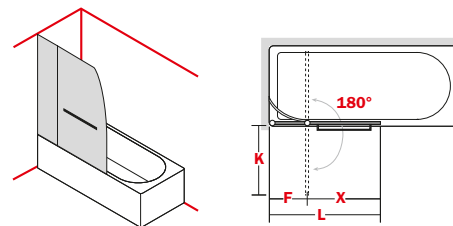


cod. L K
B031...S 69 - 80 cm 65 - 76 cm

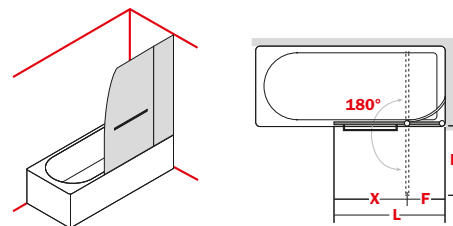


cod. L K
B031...D 69 - 80 cm 65 - 76 cm

H 140cm glass 6mm ~~BRV~~



cod. L K F X
B037...S 100 - 111 cm 65 - 76 cm 35 cm 65 - 76 cm



cod. L K F X
B037...D 100 - 111 cm 65 - 76 cm 35 cm 65 - 76 cm

Disponibili in vetro trasparente o screen.
 Profilo BR bianco RAL9010 o AN tipo cromato anodizzato lucido.

Sistema di snodo a camme.
 Inda glass protection di serie solo su vetro 01 trasparente.

Available in clear or screen glass.
 Profile BR white RAL9010 or chrome polished anodized AN type.

Integratede Camme system.

Inda glass protection as standard only on clear glass 01.

Disponible en vidrio transparente o screen.
 Perfil BR blanco RAL9010 o AN tipo cromado anodizado brillante.

Sistema de articulación Camme.

Tratamiento Inda glass protection de serie sólo en vidrio 01 transparente.

Disponible en verre transparent ou screen.

Profilé BR blanc RAL 9010 ou AN type chromé anodisé brillant.

Système d'articulation à came.

Inda glass protection de série seulement sur verre 01 transparent.

Beschikbaar in transparant of screen glas.
 Profiel BR wit RAL9010 of AN type chromo geandiseerd glanzend.

Scharniersysteem met camme.

Standaard Inda glass protection alleen op transparant 01 glas.

Erhältlich in transparentem oder Siebdruck Glas.

Profile BR weiss RAL 9010 oder AN typ verchromt eloxiert glänzend.

Scharniere mit Cammsystem.

Serienmäßige Inda glass protection nur auf transparentem Glas 01.

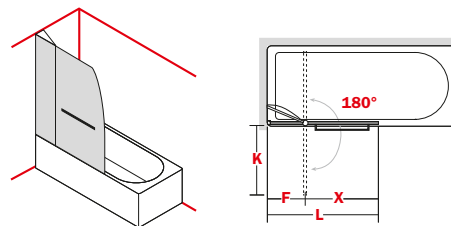
Misure speciali disponibili a richiesta - Special sizes available on request only - Medidas especiales disponibles bajo pedido

Dimensions spéciales disponibles sur demande - Maatwerk afmetingen op aanvraag verkrijgbaar - Spezialmasse nur auf Nachfrage erhältlich

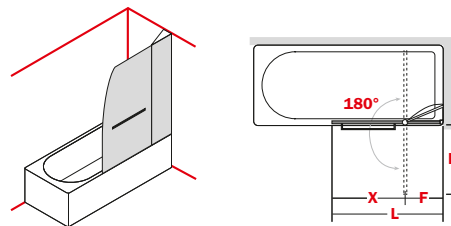


H **140cm** glass **6mm** ~~FRV~~

300



cod.	L	K	F	X
B038...S	93 - 104 cm	65 - 76 cm	28 cm	65 - 76 cm



cod.	L	K	F	X
B038...D	93 - 104 cm	65 - 76 cm	28 cm	65 - 76 cm

Disponibili in vetro trasparente o screen.
 Profilo BR bianco RAL9010 o AN tipo cromato
 anodizzato lucido.

Sistema di snodo a camme.
 Inda glass protection di serie solo su vetro 01
 trasparente.

*Available in clear or screen glass.
 Profile BR white RAL9010 or chrome polished
 anodized AN type.*

*Integatede Camme system.
 Inda glass protection as standard only on clear
 glass 01.*

Disponible en vidrio transparente o screen.
 Perfil BR blanco RAL9010 o AN tipo cromado
 anodizado brillante.

Sistema de articulación Camme.
 Tratamiento Inda glass protection de serie sólo
 en vidrio 01 transparente.

*Disponible en verre transparent ou screen.
 Profilé BR blanc RAL 9010 ou AN type chromé
 anodisé brillant.*

*Système d'articulation à came.
 Inda glass protection de série seulement sur
 verre 01 transparent.*

Beschikbaar in transparant of screen glas.
 Profiel BR wit RAL9010 of AN type chrom
 geanodiseerd glanzend.

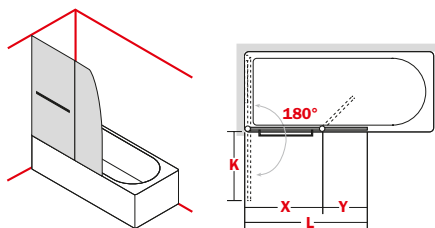
Scharniersysteem met camme.
 Standaard Inda glass protection alleen op
 transparant 01 glas.

*Erhältlich in transparentem oder Siebdruck Glas.
 Profile BR weiss RAL 9010 oder AN typ
 verchromt eloxiert glänzend.*

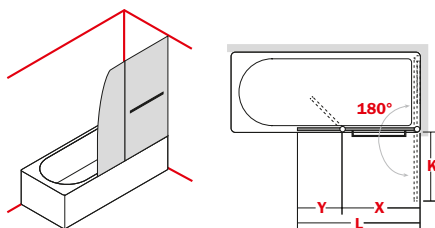
*Scharniere mit Cammsystem.
 Serienmässige Inda glass protection nur auf
 transparentem Glas 01.*

Misure speciali disponibili a richiesta - *Special sizes available on request only* - Medidas especiales disponibles bajo pedido
 Dimensions spéciales disponibles sur demande - *Maatwerk afmetingen op aanvraag verkrijgbaar* - *Spezialmasse nur auf Nachfrage erhältlich*

H 140cm glass 6mm ~~FRV~~



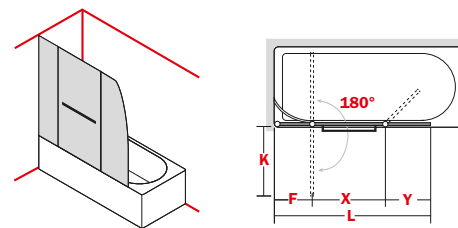
cod. L K X Y
B0316 S 114 cm 65 cm 69 cm 45 cm



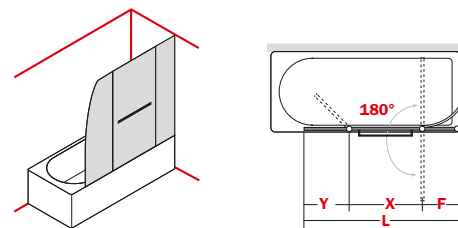
cod. L K X Y
B0316 D 114 cm 65 cm 69 cm 45 cm

Misure speciali disponibili a richiesta - *Special sizes available on request only* - Medidas especiales disponibles bajo pedido
 Dimensions spéciales disponibles sur demande - *Maatwerk afmetingen op aanvraag verkrijgbaar - Spezialmasse nur auf Nachfrage erhältlich*

H 140cm glass 6mm ~~FRV~~



cod. L K F X Y
B0376 S 145 cm 65 cm 35 cm 69 cm 45 cm



cod. L K F X Y
B0376 D 145 cm 65 cm 35 cm 69 cm 45 cm

Misure speciali disponibili a richiesta - *Special sizes available on request only* - Medidas especiales disponibles bajo pedido
 Dimensions spéciales disponibles sur demande - *Maatwerk afmetingen op aanvraag verkrijgbaar - Spezialmasse nur auf Nachfrage erhältlich*

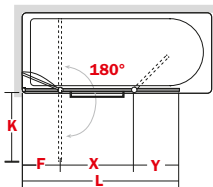
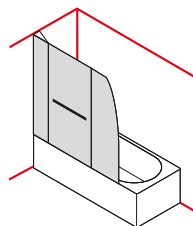
Disponibili in vetro trasparente o screen.
 Profilo BR bianco RAL9010 o AN tipo cromato anodizzato lucido.
 Sistema di snodo a camme.
 Inda glass protection di serie solo su vetro 01 trasparente.
*Available in clear or screen glass.
 Profile BR white RAL9010 or chrome polished anodized AN type.
 Integrated Camme system.
 Inda glass protection as standard only on clear glass 01.*

Disponible en vidrio transparente o screen.
 Perfil BR blanco RAL9010 o AN tipo cromado anodizado brillante.
 Sistema de articulación Camme.
 Tratamiento Inda glass protection de serie sólo en vidrio 01 transparente.
*Disponible en verre transparent ou screen.
 Profilé BR blanc RAL 9010 ou AN type chromé anodisé brillant.
 Système d'articulation à came.
 Inda glass protection de série seulement sur verre 01 transparent.*

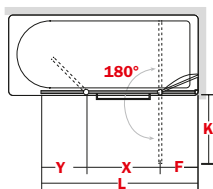
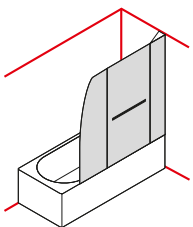
Beschikbaar in transparant of screen glas.
 Profiel BR wit RAL9010 of AN type chroom geanodiseerd glanzend.
 Scharniersysteem met camme.
 Standaard Inda glass protection alleen op transparant 01 glas.
*Erhältlich in transparentem oder Siebdruck Glas.
 Profile BR weiss RAL 9010 oder AN typ verchromt eloxiert glänzend.
 Scharniere mit Cammsystem.
 Serienmäßige Inda glass protection nur auf transparentem Glas 01.*

H 140cm

glass 6mm



cod. **L** **K** **F** **X** **Y**
B0386 S 138 cm 65 cm 28 cm 69 cm 45 cm



cod. **L** **K** **F** **X** **Y**
B0386 D 138 cm 65 cm 28 cm 69 cm 45 cm

Disponibili in vetro trasparente o screen.
 Profilo BR bianco RAL9010 o AN tipo cromato
 anodizzato lucido.

Sistema di snodo a camme.
 Inda glass protection di serie solo su vetro O1
 trasparente.

*Available in clear or screen glass.
 Profile BR white RAL9010 or chrome polished
 anodized AN type.*

*Integatede Camme system.
 Inda glass protection as standard only on clear
 glass O1.*

Disponible en vidrio transparente o screen.
 Perfil BR blanco RAL9010 o AN tipo cromado
 anodizado brillante.

Sistema de articulación Camme.
 Tratamiento Inda glass protection de serie sólo
 en vidrio O1 transparente.

*Disponible en verre transparent ou screen.
 Profilé BR blanc RAL 9010 ou AN type chromé
 anodisé brillant.*

*Système d'articulation à came.
 Inda glass protection de série seulement sur
 verre O1 transparent.*

Beschikbaar in transparant of screen glas.
 Profiel BR wit RAL9010 of AN type chrom
 geanodiseerd glanzend.

Scharniersysteem met camme.
 Standaard Inda glass protection alleen op
 transparant O1 glas.

*Erhältlich in transparentem oder Siebdruck Glas.
 Profile BR weiss RAL 9010 oder AN typ
 verchromt eloxiert glänzend.*

*Scharniere mit Cammsystem.
 Serienmäßige Inda glass protection nur auf
 transparentem Glas O1.*

Misure speciali disponibili a richiesta - *Special sizes available on request only* - Medidas especiales disponibles bajo pedido
 Dimensions spéciales disponibles sur demande - *Maatwerk afmetingen op aanvraag verkrijgbaar* - *Spezialmasse nur auf Nachfrage erhältlich*

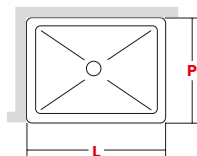
300



shower trays - platos de ducha - receveurs de douche - douchebakken - Duschwannen



installabile in appoggio con spessore
4cm o a filo pavimento
*2 different installation: lean-on a
4cm-wide base or at ground level*
instalables en apoyo con espesor
4cm o a nivel del suelo
*peut être installé au sol hauteur du
receveur 4 cm ou à encastrer extra-plat*
installeerbaar op sokkel met dikte
4cm of direct op de vloer
*Zu installieren als Aufsatz oder
Bodenbündig*



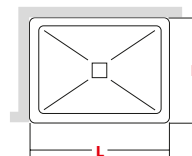
cod.	L	P
BP1080 CN	100 cm	80 cm
BP1280 CN	120 cm	80 cm
BP1480 CN	140 cm	80 cm
BP1680 CN	160 cm	80 cm

Misure speciali disponibili a richiesta - *Special sizes available on request only* - Medidas especiales disponibles bajo pedido
Dimensions spéciales disponibles sur demande - Maatwerk afmetingen op aanvraag verkrijgbaar - Spezialmasse nur auf Nachfrage erhältlich

PIATTI DOCCIA



installabile in appoggio con spessore
4cm o a filo pavimento
pielletta di scarico in Corian® a filo piatto
*2 different installation: lean-on a
4cm-wide base or at ground level*
Corian® flat drainage system
instalables en apoyo con espesor
4cm o a nivel del suelo
desagüe en Corian® a ras de suelo
*peut être installé au sol hauteur du
receveur 4 cm ou à encastrer extra-plat*
bonde encastrée en Corian®
installeerbaar op sokkel met dikte
4cm of direct op de vloer
plat afvoersysteem in Corian®
*Zu installieren als Aufsatz oder
Bodenbündig*
Ablauf aus Corian® ist wannenbündig



cod.	L	P
BP1080 CC	100 cm	80 cm
BP1280 CC	120 cm	80 cm
BP1480 CC	140 cm	80 cm
BP1680 CC	160 cm	80 cm

Misure speciali disponibili a richiesta - *Special sizes available on request only* - Medidas especiales disponibles bajo pedido
Dimensions spéciales disponibles sur demande - Maatwerk afmetingen op aanvraag verkrijgbaar - Spezialmasse nur auf Nachfrage erhältlich



COMPLEMENTI DOCCIA

SHOWER ENCLOSURES COMPLEMENTS
COMPLEMENTOS PARA DUCHA
COMPLÉMENTS DOUCHE
DOUCHE ONDERDELEN
ERGÄNZUNGSELEMENTE FÜR DUSCHEN

shower enclosures complements - complementos para ducha
compléments douche - douche onderdelen - Ergänzungselemente für Duschen



cestini sganciabili
unhookable baskets
cestos desenganchables
paniers porte-savons amovibles
mandjes die losgemaakt kunnen worden
auhängbare seifenkörbe



AV131C AL
cm 17 x 4H x 17



AV131A CR
cm 20 x 5H x 20



AV131B CR
cm 20 x 8H x 20

COMPLEMENTI DOCCIA

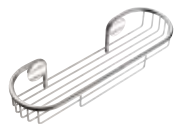


shower enclosures complements - complementos para ducha
compléments douche - douche onderdelen - Ergänzungselemente für Duschen


COMPLEMENTI DOCCIA



shower enclosures complements - complementos para ducha
compléments douche - douche onderdelen - Ergänzungselemente für Duschen



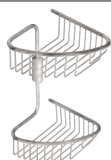
AV0510 CR
cm 42 x 10H x 14



AV0520 CR
cm 65 x 6H x 14



AV0310 CR
cm 21 x 17H x 21



AV0320 CR
cm 21 x 38H x 21



AV0330 CR
cm 26 x 74H x 26



AV033A CR
cm 21 x 74H x 33



AV033B CR
cm 21 x 74H x 33



AVOVNO
cm 26 x 17H x 3



A15490 CR
cm 20 x 2H x 11



A15510 CR
cm 52 x 2H x 11



AV036A WW
AV036A NE
cm 35 x 11H x 37
1600 N (~160 kg)

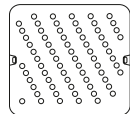


B10010
cm 60 x 4H x 60



B10500
cm 53 x 4H x 53

B10510
cm 70 x 4H x 53
B10520
cm 63 x 4H x 63
B10530
cm 95 x 4H x 53



A0198B WW 00 5
cm 55 x 55
A0199B WW 00 5
cm 85 x 40



COMPLEMENTI DOCCIA



shower enclosures complements - complementos para ducha
 compléments douche - douche onderdelen - Ergänzungselemente für Duschen



AH995F CU
 cm 144 x 8H x 9



COMPLEMENTI DOCCIA



AH995A CR
AH995A AC
AH995A CU
 cm 44 x 8H x 9
 1500 N (~150 kg)



AH995B CR
AH995B AC
AH995B CU
 cm 64 x 8H x 9
 1500 N (~150 kg)



REV

AH992A CR
AH992A AC
AH992A CU
 cm 55 x 27H x 9
 1500 N (~150 kg)



AH995C CR
AH995C AC
AH995C CU
 cm 74 x 8H x 9
 1500 N (~150 kg)



AH995F CR
AH995F AC
AH995F CU
 cm 144 x 8H x 9
 1500 N (~150 kg)



AH996A CR
AH996A AC
AH996A CU
 cm 8 x 180H x 9
 1500 N (~150 kg)



AH996B CR
AH996B AC
AH996B CU
 cm 8 x 180H x 9
 1500 N (~150 kg)



AH993A CR
AH993A AC
AH993A CU
cm 36 x 67H x 9
1500 N (~150 kg)



AH993C CR
AH993C AC
AH993C CU
cm 67 x 67H x 9
1500 N (~150 kg)



AH993B CR
AH993B AC
AH993B CU
cm 36 x 67H x 9
1500 N (~150 kg)



AH993D CR
AH993D AC
AH993D CU
cm 67 x 67H x 9
1500 N (~150 kg)



AH994A CR
AH994A AC
AH994A CU
cm 77 x 8H x 77
1500 N (~150 kg)



AH994B CR
AH994B AC
AH994B CU
cm 77 x 8H x 77
1500 N (~150 kg)



AH994C CR
AH994C AC
AH994C CU
cm 67 x 8H x 101
1500 N (~150 kg)



AH994D CR
AH994D AC
AH994D CU
cm 101 x 8H x 67
1500 N (~150 kg)

LEGENDA SIMBOLI

symbol key - leyenda símbolos - leyenda símbolos - verklaring symbolen - Zeichenerklärung

H | **X**cm

altezza in cm della parete doccia
height in cm from the wall panel
altura de la cabina de ducha en cm
hauteur en cm de la paroi de douche
hoogte in cm van de douchewand
Höhe in cm der Duschabtrennungen

glass | **X**mm

spessore del vetro della parete doccia
thickness of the wall panel glass
espesor del vidrio de la pared de ducha
épaisseur du verre de la paroi de douche
dikte van het glas van de douchewand
Glasdicke der Duschabtrennungen

REV

installazione reversibile
reversible installation
instalación reversible
installation réversible
omkeerbaare installatie
reversible installation

~~REV~~

installazione non reversibile
irreversible installation
instalación no reversible
installation non réversible
installatie niet omkeerbaar
nicht reversible installation



InDa glass protection di serie
InDa glass protection on serie
InDa glass protection de serie
InDa glass protection de série
standaard InDa glass protection
Serienmäßige InDa glass protection

FINITURE

finishes - acabados - finitions- afterking - Ausführung

CR

ottone cromato
chrome-plated brass
latón cromado
laiton chromé
verchromd messing
verchromtes Messing



AC

nichel spazzolato
brushed nickel
níquel cepillado
nickel brossé
geborsteld nikkel
nickel Gebürstet



CU

cromato/nero soft touch
chrome-plated/black soft touch
cromado/soft touch negro
chromé/noir soft touch
verchromd/zwart soft touch
verchromt/Schwarz soft touch



WW

polipropilene bianco
white polypropylene
polipropileno blanco
polypropylène blanc
polipropyleen wit
weißes Polypropylen (PP)



NE

polipropilene nero
black polypropylene
polipropileno negro
polypropylène noir
polipropyleen zwart
schwarz Polypropylen (PP)



TRATTAMENTO PER LA PROTEZIONE DEL VETRO

L'applicazione del prodotto, processo produttivo effettuato interamente all'interno dello stabilimento Inda, conferisce al vetro caratteristiche particolari di antiaderenza e idrorepellenza, favorendo lo scorrimento dell'acqua e riducendo la formazione di depositi di calcare, saponi o altri prodotti usati normalmente per la pulizia del corpo.

PULIZIA DEL VETRO TRATTATO CON INDA GLASS PROTECTION

Risciacquare dopo ogni utilizzo la cabina doccia e asportare i residui di acqua con un tergivetro o panno morbido. Per evitare alterazioni al trattamento Inda glass protection non utilizzare assolutamente prodotti abrasivi, solventi vari, alcol, candeggina e detersivi aggressivi acidi/alcini (detersivi per il wc, decalcificanti, sgrassatori, sturascarichi). Attenzione il trattamento Inda glass protection non elimina la pulizia del vetro ma la facilita.

MANTENIMENTO DEL VETRO TRATTATO CON INDA GLASS PROTECTION

Prodotto specifico per la pulizia dei vetri trattati con Inda glass protection. Utilizzato periodicamente, ogni tre settimane circa, igienizza e ravviva la naturale brillantezza del vetro, esalta le prestazioni e prolunga la durata del trattamento iniziale.

GLASS PROTECTION TREATMENT

The application of the product, a process completely done in Inda, gives the glass "no stick" and hydrorepellent characteristics. It allows the water to run down and reduce limescale deposits or deposits caused by soaps and products normally used for the body cleaning.

CLEANING OF THE GLASS TREATED WITH INDA GLASS PROTECTION

Rinse after each use the shower and remove residues of water with a soft cloth or glass wiper. To avoid alterations to the treatment Inda glass protection absolutely no use abrasives products, various solvents, alcohol, bleach and aggressive acid/alkaline detergents (WC cleaners, anti-limescale, degreaser, drain cleaners). Attention treatment Inda glass protection does not eliminate the cleaning of the glass but eases the cleaning.

MAINTENANCE OF GLASS TREATED WITH INDA GLASS PROTECTION

Specific product for the cleaning of glass treated with Inda glass protection. Used regularly, every three weeks or so, sanitizes and revives the natural brilliance of glass, enhances performance and prolongs the duration of initial treatment.

TRATAMIENTO PARA LA PROTECCIÓN DEL VIDRIO

Con la aplicación del producto, que se integra en el proceso de producción y por lo tanto se realiza directamente en la planta Inda, el vidrio adquiere unas características particulares de antiadherencia e hidrorrepelencia, que favorecen que el agua resbale reduciendo la formación de depósitos de cal, jabones u otros productos usados normalmente para la higiene personal.

LIMPIEZA DEL VIDRIO TRATADO CON INDA GLASS PROTECTION

Simplemente pasando un paño suave se eliminarán las pocas gotas de agua que hayan podido quedar sobre el vidrio. Para evitar que el tratamiento sufra alteraciones, no habrá que utilizar nunca productos abrasivos (tanto en polvo como cremosos), detersivos agresivos y álcalis (desengrasantes o similares) ni disolventes fuertes (acetona, alcohol o similares).

MANTENIMIENTO DEL VIDRIO TRATADO CON INDA GLASS PROTECTION

Utilizando el producto específico se consigue que el tratamiento antical Inda glass protection mantenga sus características mejorando las prestaciones y prolongando la duración.

TRAITEMENT POUR LA PROTECTION DU VERRE

L'application du produit, processus de fabrication effectué entièrement en interne de l'usine Inda, confère au verre des caractéristiques particulières d'antiadhérence et d'imperméabilité, favorisant l'écoulement de l'eau et réduisant la formation de dépôts de calcaire, savon ou autres produits utilisés normalement pour l'hygiène personnelle.

NETTOYAGE DU VERRE TRAITÉ AVEC INDA GLASS PROTECTION

La simple utilisation d'un chiffon doux servira à enlever le peu de gouttes d'eau restées sur le verre. Pour éviter les altérations au traitement Inda glass protection ne pas utiliser de produits abrasifs (en poudre ou crémeux), détergents agressifs et alcalins (dégraissants et similaires), dissolvants forts (acétone, alcool et similaires). Attention le traitement Inda glass protection n'empêche pas le nettoyage du verre mais le facilite.

ENTRETIEN DU VERRE TRAITÉ AVEC INDA GLASS PROTECTION

L'utilisation du produit spécifique que fait que le traitement anticalcaire Inda glass protection maintient les caractéristiques en exaltant les prestations et prolongeant la durée.

BEHANDELING VOOR DE BESCHERMING VAN HET GLAS

Bij gebruik van dit product, verkregen dankzij een proces compleet gevolgd door Inda, geeft het glas een waterafstotende laag, waardoor het water gemakkelijker naar beneden valt zodat minder kalk, zeep of andere producten, die gewoonlijk gebruikt worden voor de schoonmaak van het lichaam, achterblijven.

SCHOONMAKEN VAN GLAS BEHANDELD MET INDA GLASS PROTECTION

Het gebruik van een doek helpt om de weinige waterdruppels die achterblijven op het glas te verwijderen. Om veranderingen van de Inda glass protection behandeling tegen te gaan, mag absoluut geen schuurmiddel (poeder of vloeibaar), agressieve reinigers, alkalines, ontvetters of sterke oplosmiddelen (aceton, alcohol of gelijkwaardig) gebruikt worden. Opgelet: de behandeling Inda glass protection sluit de schoonmaak van het glas niet uit, maar vergemakkelijkt deze.

ONDERHOUD VAN HET GLAS BEHANDELD MET INDA GLASS PROTECTION.

Bij gebruik van het product Inda glass protection zal de eigenschap van de behandeling verbeteren en verlengt worden.

BESCHICHTUNG DES GLASES

Die Anwendung des Produktes verleiht dem Glas durch einen Produktionsprozess, der komplett im Werk Inda ausgeführt wird, besondere Antihalt und wasserabweisende Eigenschaften. Diese erleichtern den Wasserablauf und vermindern die Bildung von Kalk- und Seifenablagerungen und von anderen Produkten, die normalerweise zur Körperpflege verwendet werden.

REINIGUNG DES GLASES BESCHICHTET MIT INDA GLASS PROTECTION

Die auf dem Glas verbliebenen Wassertropfen einfach mit einem weichen Tuch abreiben. Zur Vermeidung von Schäden an der Behandlung Inda glass protection keine scheuernden Produkte (Pulver oder milchige Flüssigkeiten), aggressive Reinigungsmittel und Alkalilösungen (Entfettungsmittel u. ä.), starke Lösungsmittel (Azeton, Alkohol u. ä.) verwenden. Bitte beachten Sie, dass die INDA Antikalkbeschichtung die Reinigung des Glases nicht vermeidet aber erleichtert.

ERHALT DES GLASES BESCHICHTET MIT INDA GLASS PROTECTION

Der Gebrauch des speziellen Produktes Inda glass protection erhält die besonderen Eigenschaften der Antikalkbeschichtung, verbessert den Schutz und verlängert die Wirkungsdauer.



CERTIFICATO

Nr 50 100 3475 - Rev. 04

Si attesta che / This is to certify that
IL SISTEMA QUALITÀ DI
THE QUALITY SYSTEM OF



INDA S.r.l.

<p>SEDE LEGALE: VIA XXV APRILE 53 I-21032 CARAVATE (VA)</p> <p>DIVISIONE ACCESSORI E CABINE DOCCIA: VIA DELL'INDUSTRIA 41 I-24040 PAGAZZANO (BG)</p>	<p>SEDE OPERATIVA: VIA GABRIELE D'ANNUNZIO 2 I-21010 VIZZOLA TICINO (VA)</p> <p>DIVISIONE MOBILI: VIA POSTUMIA OVEST 72 I-31050 OLMI (TV)</p>
--	---

E CONFORME AI REQUISITI DELLA NORMA
HAS BEEN FOUND TO COMPLY WITH THE REQUIREMENTS OF
UNI EN ISO 9001:2008

Questo certificato è valido per il seguente campo di applicazione
This certificate is valid for the following product or service range

Progettazione e fabbricazione di soluzioni per l'arredo del bagno
(EA 15, 17, 23e)

Design and manufacture of furniture solutions for bathroom décor
(EA 15, 17, 23e)

	Per l'Organismo di Certificazione For the Certification Body TUV Italia S.r.l.	Data di emissione / Issue date 2011-12-02
<small>80027 0986 80017 0900 80017 0900 80017 0900 80017 0900 80017 0900 80017 0900</small>	 Andrea Vivi Amministratore Delegato - CEO	Data di scadenza / Expiry date 2012-11-20

Organizzazione certificata per la prima volta in data 2003-11-27

"La validità del presente certificato è subordinata a sorveglianza periodica a 12 mesi e al riesame completo del sistema di gestione aziendale con periodicità triennale"

"The validity of the present certificate depends on the annual surveillance every 12 months and on the complete review of company's management system after three years"

TUV Italia S.r.l. • Gruppo TÜV SÜD • Via Caraccioli 125, Pal. 21 • 20098 Sesto San Giovanni (MI) • Italia • www.tuv.it

INDA É CERTIFICATA UNI EN ISO 9001
INDA IS UNI EN ISO 9001 CERTIFIED
INDA CUENTA CON EL CERTIFICADO UNI EN ISO 9001
INDA EST CERTIFIÉE CONFORME EN ISO 9001
INDA IS VERKLART CONFORM EN ISO 9001
INDA IST MIT UNI EN ISO 9001 ZERTIFIZIERT

- Gli stabilimenti Inda di Pagazzano e Olmi hanno ottenuto da TÜV la certificazione del sistema di qualità, in accordo alla normativa UNI EN ISO 9001:2011.
- La globalità dei processi operativi, dall'acquisizione dell'ordine alla consegna del prodotto, è costantemente sotto controllo.
- TÜV Italia, garantisce la conformità di Inda agli elevati standard qualitativi imposti dalla certificazione UNI EN ISO 9001. Questo risultato garantisce la costante affidabilità dell'intero sistema aziendale.
- *Les établissements Inda de Pagazzano et Olmi ont obtenu de TÜV la certification de leur système de qualité, selon la norme UNI EN ISO 9001:2011.*
- *La globalité des procédés d'exploitation, de l'enregistrement de la commande à la livraison du produit, est constamment sous contrôle.*
- *TÜV Italia, garantit la conformité de Inda aux standards de qualité élevés qu'impose la certification UNI EN ISO 9001. Ce résultat garantit la fiabilité constante de toute l'organisation de l'entreprise.*
- *The Inda factories of Pagazzano and Olmi have obtained the quality system certification from TÜV, according to the UNI EN ISO 9001:2011 standard.*
- *Overall operative processes, from order purchase to product delivery, are constantly checked.*
- *TÜV Italy guarantees the Inda conformity with higher quality standards provided by the UNI EN ISO 9001 certification. This result ensures complete and constant company system dependability.*
- De Inda-fabrieken te Pagazzano en Olmi hebben van het TÜV de certificaten voor kwaliteitssystemen verkregen, conform de UNI EN ISO 9001:2011 normen.
- De globaliteit van de productieprocessen, vanaf het verkrijgen van de order tot de levering van het product, is constant onder controle.
- TÜV Italia garandeert de conformiteit van Inda aan de zeer hoge kwaliteitseisen die worden opgelegd door de UNI EN ISO 9001 certificaten. Dit resultaat staat garant voor de constante betrouwbaarheid van het gehele bedrijfssysteem.
- *Die Werke der Firma Inda Pagazzano und Olmi haben die Tuv-Zertifikatikon des Qualitätssystems gemäß der Normen UNI EN ISO 9001:2011 erhalten.*
- *Die Gesamtheit der Produktionsverfahren von Bestellsannahme bis zur Übergabe des Produkts wird ständig kontrolliert.*
- *TÜV Italien, garantiert die Konformität der Firma Inda hinsichtlich der hohen Qualitätsstandards, die für die Zertifizierung gemäß UNI EN ISO 9001 notwendig sind. Dieses Ergebnis garantiert die ständige Zuverlässigkeit des gesamten Firmensystems.*

Inda si riserva, a proprio insindacabile giudizio, di apportare modifiche anche senza preavviso, allo scopo di migliorare la produzione.

Inda reserves the right to modify the products without advance notice to improve production.

Inda se reserva el derecho de realizar, sin previo aviso, las modificaciones que considere convenientes para mejorar el producto.

Inda se réserve le droit, à tout moment et à son jugement sans appel, d'apporter des modifications sans préavis, afin d'améliorer la production.

Inda behoudt zich het recht voor te allen tijde en zonder voorafgaande kennisgeving wijzigingen aan te brengen, om het produkt te verbeteren.

Technische Änderungen zwecks Weiterentwicklung oder Verbesserung der Produkte vorbehalten.

INDA srl
MXP Business Park
Via Gabriele d'Annunzio, 2
I-21010 Vizzola Ticino (VA)
tel. +39 0331 18 28 111
www.inda.net
info@inda.net

INDA PARETI DOCCIA
Via dell'Industria, 41
I-24040 Pagazzano (BG)
tel. +39 0363 380 69
fax +39 0363 380 635



FSC
www.fsc.org

MIX
Paper from
responsible sources
FSC® C003319